

**Environmental  
Product  
Declaration**

According to ISO14025+EN15804+A2

This declaration is for:  
**FALK Salzgitter SEC D 140 CradleCore® - Steel thickness  
0,6-0,5 mm**

Provided by:  
**FALK Salzgitter GmbH**



MRPI® registration:  
**1.1.01222.2026**

Program operator:  
**Stichting MRPI®**  
Publisher:  
**Stichting MRPI®**  
[www.mrpi.nl](http://www.mrpi.nl)

Date of first issue:  
**5-5-2026**  
Date of this issue:  
**5-5-2026**  
Expiry date:  
**5-5-2031**

**COMPANY INFORMATION**

FALK Salzgitter GmbH  
 Eisenhüttenstraße 99  
 38239  
 Salzgitter  
 Germany  
 05341 8641100  
 info@falksalzgitter.de  
<https://www.falk.com/de-de>

**MRPI® REGISTRATION**

1.1.01222.2026

**DATE OF THIS ISSUE**

5-5-2026

**EXPIRY DATE**

5-5-2031

**SCOPE OF DECLARATION**

This MRPI®-EPD certificate is verified by Elsemieke Juffer, Else-a. The LCA study has been done by Dennis Klomp, Cassandra Consultancy. The certificate is based on an LCA-dossier according to ISO14025+EN15804+A2. It is verified according to the 'Verification protocol for MRPI LCA project report & EPD 21th of May 2025, V. 5.2'. EPDs of construction products may not be comparable if they do not comply with EN15804+A2. Declaration of SVHC that are listed on the 'Candidate list of Substances of Very High Concern for authorisation' when content exceeds the limits for registration with ECHA.

**PROGRAM OPERATOR**

Stichting MRPI®  
 Kingsfordweg 151  
 1043 GR  
 Amsterdam

**PRODUCT**

FALK Salzgitter SEC D 140 CradleCore® - Steel thickness 0,6-0,5 mm


**DECLARED UNIT / FUNCTIONAL UNIT**

1 m<sup>2</sup>

**DESCRIPTION OF PRODUCT**



Sandwich elements manufactured by FALK Salzgitter GmbH consist of a load-bearing insulating core made of rigid polyisocyanurate foam (PIR) and can be used for load bearing and non-load-bearing roof, wall, and ceiling constructions. The flat or profiled facings of the sandwich elements consists of a steel substrate which are protected against corrosion by zinc coatings and organic coatings. The insulating core is bonded on both sides with the colour-coated steel facings so as to be shear-resistans.

**VISUAL PRODUCT**



**MORE INFORMATION**

<https://www.falk.com/de-de/sandwichpaneele/dachelemente/falk-sec-d>

<p>Ing. L. L. Oosterveen MSc. MBA                  Managing Director MRPI</p>	<p><b>DEMONSTRATION OF VERIFICATION</b></p>
	<p>CEN standard EN15804 serves as the core PCR [1]</p>
	<p>Independent verification of the declaration and data according to ISO14025+EN15804+A2</p> <p>Internal: External: X</p>
	<p>Third party verifier: Elsemieke Juffer, Else-a</p> 
<p>[1] PCR = Product Category Rules</p>	



## DETAILED PRODUCT DESCRIPTION

Sandwich panels are produced on continuous production lines at speeds of 5–10 m/min, depending on panel thickness. Coated steel strips are roll-formed into the required profile, after which liquid PU components are injected between the steel facings to form the insulating core.

Panel thickness is controlled by moving steel belt plates, which also prevent deformation. After curing, the panels are cut to length, cooled, stacked, and packaged for transport and installation.

A reference service life of 50 years is considered in accordance with manufacturer data.

Packaging materials include:

- Foam pallets
- LDPE used as wrapping material

Sandwich elements are unloaded on site, positioned, and mechanically fixed to the supporting structure using approved fasteners. During installation, the protective film is removed and on-site cutting is minimized, with specialized tools used to avoid damage, sparks, or excessive heat generation. Depending on the panel length and application, installation can be carried out manually or with equipment such as telehandlers, cherry pickers, and truck cranes.

Biogenic carbon content	kg C
Biogenic carbon content in product	0
Biogenic carbon content in accompanying packaging	0
Note: 1 kg biogenic carbon (kg C) is equivalent to 44/12 kg of CO <sub>2</sub>	

Component (> 1%)	(kg / %)
Steel %	63-83
Insulation %	17-37

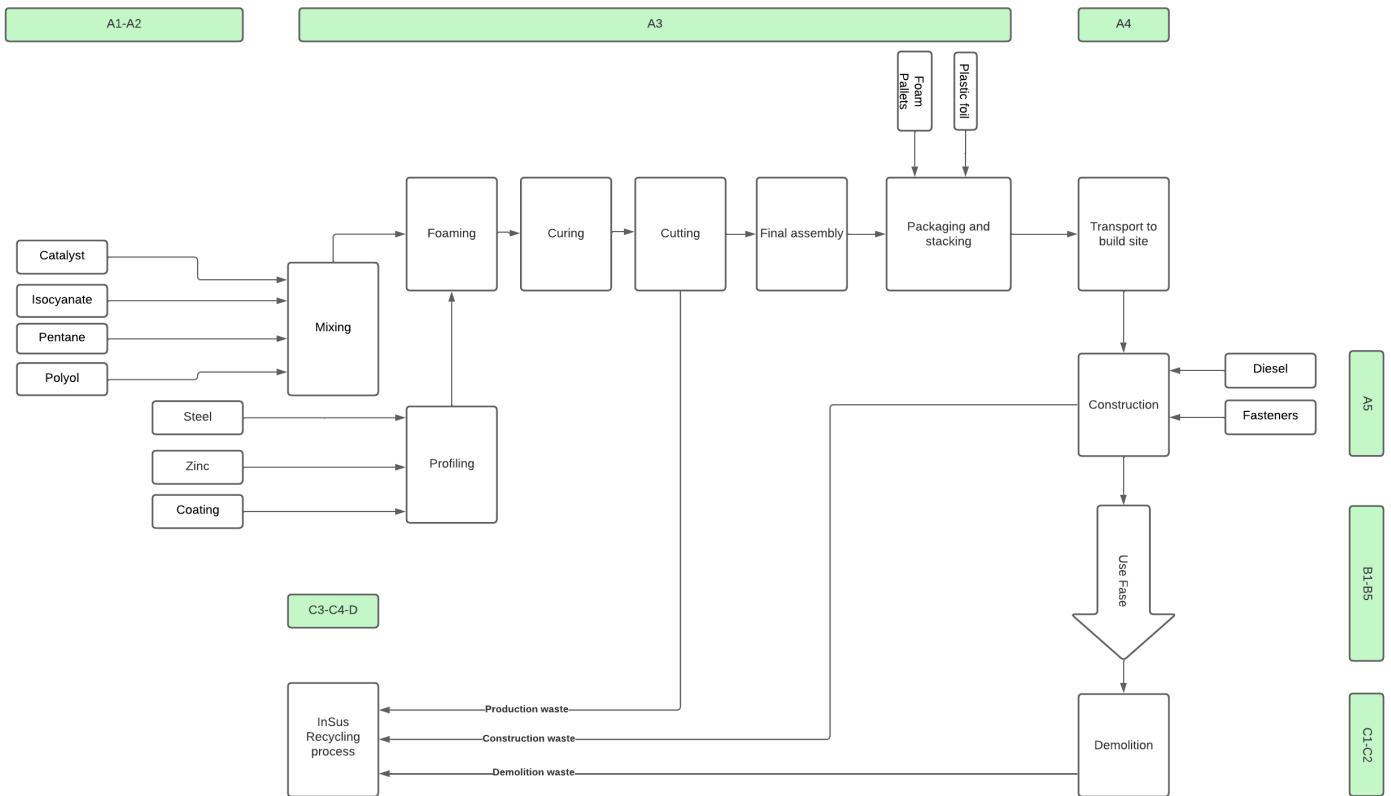
## SCOPE AND TYPE

Production location: FALK Salzgitter GmbH, Version Environmental Profile database: v3.20c (20260113), This report for review is a result of a life cycle analysis (LCA) made by using the R<THINK application. This is a product specific EPD.

PRODUCT STAGE			CONSTRUCTION PROCESS STAGE		USE STAGE							END OF LIFE STAGE				BENEFITS AND LOADS BEYOND THE SYSTEM BOUNDARIES
Raw material supply	Transport	Manufacturing	Transport gate to site	Assembly	Use	Maintenance	Repair	Replacement	Refurbishment	Operational energy use	Operational water use	De-construction demolition	Transport	Waste processing	Disposal	Reuse - Recovery - Recycling potential
A1	A2	A3	A4	A5	B1	B2	B3	B4	B5	B6	B7	C1	C2	C3	C4	D
x	x	x	x	x	x	x	x	ND	ND	ND	ND	x	x	x	x	x

X = Modules Assessed

ND = Not Declared



## REPRESENTATIVENESS

This EPD is representative for FALK Salzgitter SEC D140 Cradlecore® sandwichpanel 0,6-0,5 mm steel, a product of FALK Salzgitter GmbH. The results of this EPD are representative for Europe. In principle, comparison or evaluation of EPD data is only possible if all datasets to be compared were created in accordance with EN 15804 and the building context or product specific performance characteristics are taken into account. The background database used is Ecoinvent version 3.9.1. This EPD has been made using a fixed component to represent the steel sheets and (if applicable) foam present in the profile. The EPD contains a formula table to enable scaling over the entire thickness range of this product. The declaration holder is responsible for the underlying information and evidence; any liability of Cassandra Consultancy B.V. with regard to manufacturer information, life cycle assessment data and evidence is excluded. The EPD was prepared in accordance with the requirements of EN15804 + A2:2019 and EN 16783:2024.

**ENVIRONMENTAL IMPACT per functional unit or declared unit (core indicators A2)**

	Unit	A1	A2	A3	A1-A3	A4	A5	B1	B2	B3	B4	B5	B6	B7	C1	C2	C3	C4	D
GWP-total	kg CO2 eq.	3,80E+01	8,88E-01	1,71E+00	4,06E+01	2,89E-01	1,36E+00	0,00E+00	0,00E+00	0,00E+00	ND	ND	ND	ND	2,74E-01	1,22E-01	1,88E+00	5,19E-03	-2,72E+01
GWP-fossil	kg CO2 eq.	3,78E+01	8,87E-01	1,70E+00	4,04E+01	2,88E-01	1,35E+00	0,00E+00	0,00E+00	0,00E+00	ND	ND	ND	ND	2,74E-01	1,21E-01	1,88E+00	5,18E-03	-2,71E+01
GWP-biogenic	kg CO2 eq.	1,58E-01	2,97E-04	9,73E-03	1,68E-01	9,29E-05	4,39E-03	0,00E+00	0,00E+00	0,00E+00	ND	ND	ND	ND	1,18E-04	3,95E-05	4,67E-03	7,63E-06	-9,81E-02
GWP-luluc	kg CO2 eq.	1,78E-02	4,33E-04	1,30E-03	1,95E-02	1,42E-04	6,82E-04	0,00E+00	0,00E+00	0,00E+00	ND	ND	ND	ND	8,05E-05	4,32E-04	2,10E-03	1,25E-06	-8,49E-03
ODP	kg CFC11 eq.	1,05E-06	2,01E-08	3,19E-08	1,10E-06	6,28E-09	2,95E-08	0,00E+00	0,00E+00	0,00E+00	ND	ND	ND	ND	2,28E-08	2,16E-09	2,47E-08	1,51E-10	-7,91E-07
AP	mol H+ eq.	2,94E-01	2,19E-03	8,40E-03	3,05E-01	6,30E-04	7,92E-03	0,00E+00	0,00E+00	0,00E+00	ND	ND	ND	ND	6,77E-04	5,80E-04	7,72E-03	3,37E-05	-1,53E-01
EP-fresh water	kg P eq.	2,43E-03	7,43E-06	1,12E-04	2,55E-03	2,34E-06	4,76E-05	0,00E+00	0,00E+00	0,00E+00	ND	ND	ND	ND	8,49E-06	1,21E-06	8,22E-05	4,36E-08	-1,08E-03
EP-marine	kg N eq.	5,88E-02	5,84E-04	1,37E-03	6,08E-02	1,55E-04	2,33E-03	0,00E+00	0,00E+00	0,00E+00	ND	ND	ND	ND	1,43E-04	2,21E-04	1,50E-03	1,41E-05	-4,37E-02
EP-terrestrial	mol N eq.	7,92E-01	6,12E-03	2,39E-02	8,22E-01	1,62E-03	2,76E-02	0,00E+00	0,00E+00	0,00E+00	ND	ND	ND	ND	1,57E-03	2,35E-03	1,68E-02	1,53E-04	-2,92E-01
POCP	kg NMVOC eq.	1,81E-01	3,58E-03	6,48E-03	1,91E-01	9,78E-04	7,57E-03	0,00E+00	0,00E+00	0,00E+00	ND	ND	ND	ND	5,11E-04	8,03E-04	5,00E-03	5,71E-05	-1,38E-01
ADP-minerals & metals	kg Sb eq.	5,51E-04	2,49E-06	7,67E-06	5,61E-04	9,42E-07	9,86E-06	0,00E+00	0,00E+00	0,00E+00	ND	ND	ND	ND	1,82E-06	3,80E-07	2,80E-05	1,26E-08	-4,95E-04
ADP-fossil	MJ, net calorific value	6,80E+02	1,35E+01	3,12E+01	7,25E+02	4,09E+00	1,65E+01	0,00E+00	0,00E+00	0,00E+00	ND	ND	ND	ND	4,36E+00	1,74E+00	1,99E+01	1,18E-01	-5,46E+02
WDP	m3 world Deprived	2,13E+01	6,41E-02	3,33E-01	2,16E+01	1,69E-02	4,00E-01	0,00E+00	0,00E+00	0,00E+00	ND	ND	ND	ND	2,95E-02	9,48E-03	1,41E+00	5,40E-04	-2,63E+01

- GWP-total = Global Warming Potential total
- GWP-fossil = Global Warming Potential fossil fuels
- GWP-biogenic = Global Warming Potential biogenictotal
- GWP-luluc = Global Warming Potential land use and land use change
- ODP = Depletion potential of the stratospheric ozone layer
- AP = Acidification Potential, Accumulated Exceedence
- EP-freshwater = Eutrophication Potential, fraction of nutrients reaching freshwater end compartment
- EP-marine = Eutrophication Potential, fraction of nutrients reaching marine end compartment
- EP-terrestrial = Eutrophication Potential, Accumulated Exceedence
- POCP = Formation potential of tropospheric ozone photochemical oxidants
- ADP-minerals & metals = Abiotic Depletion Potential for non-fossil resources [1]
- ADP-fossil = Abiotic Depletion for fossil resources potential [1]
- WDP = Water (user) deprivation potential, deprivation-weighted water consumption [1]

Disclaimer [1]:

- The results of this environmental impact indicator shall be used with care as the uncertainties on these results are high or as there is limited experience with the indicator.



**ENVIRONMENTAL IMPACT per functional unit or declared unit (additional indicators A2)**

Unit		A1	A2	A3	A1-A3	A4	A5	B1	B2	B3	B4	B5	B6	B7	C1	C2	C3	C4	D
PM	Disease incidence	4,11E-06	8,73E-08	8,86E-08	4,29E-06	2,14E-08	1,50E-07	0,00E+00	0,00E+00	0,00E+00	ND	ND	ND	ND	4,85E-09	1,20E-08	5,68E-08	8,21E-10	-2,67E-06
IRP	kBq U235 eq.	8,80E-01	6,48E-03	4,89E-02	9,36E-01	2,07E-03	2,10E-02	0,00E+00	0,00E+00	0,00E+00	ND	ND	ND	ND	7,48E-03	6,77E-04	1,47E-01	1,70E-04	-5,00E-01
ETP-fw	CTUe	1,69E+03	6,47E+00	9,10E+00	1,71E+03	2,02E+00	3,11E+01	0,00E+00	0,00E+00	0,00E+00	ND	ND	ND	ND	2,31E+00	1,28E+00	8,44E+00	4,16E+00	-1,50E+03
HTP-c	CTUh	4,44E-07	3,95E-10	5,59E-09	4,50E-07	1,31E-10	7,29E-09	0,00E+00	0,00E+00	0,00E+00	ND	ND	ND	ND	4,51E-10	6,42E-11	1,31E-09	5,37E-12	-2,46E-07
HTP-nc	CTUh	5,93E-07	9,62E-09	2,88E-08	6,31E-07	2,91E-09	1,22E-08	0,00E+00	0,00E+00	0,00E+00	ND	ND	ND	ND	3,40E-09	1,39E-09	3,64E-08	4,05E-10	1,27E-07
SQP	-	7,70E+01	1,36E+01	4,24E+00	9,48E+01	2,48E+00	2,47E+00	0,00E+00	0,00E+00	0,00E+00	ND	ND	ND	ND	3,68E-01	1,37E+00	9,39E+00	2,81E-01	-4,63E+01

- PM = Potential incidence of disease due to PM emissions
- IRP = Potential Human exposure efficiency relative to U235 [1]
- ETP-fw = Potential Comparative Toxic Unit for ecosystems [2]
- HTP-c = Potential Comparative Toxic Unit for humans, cancer [2]
- HTP-nc = Potential Comparative Toxic Unit for humans, non-cancer [2]
- SQP = Potential soil quality index [2]

Disclaimer [1]:

- This impact category deals mainly with the eventual impact of low dose ionizing radiation on human health of the nuclear fuel cycle. It does not consider effects due to possible nuclear accidents, occupational exposure nor due to radioactive waste.

Disclaimer [2]:

- The results of this environmental impact indicator shall be used with care as the uncertainties on these results are high or as there is limited experience with the indicator.

**OUTPUT FLOWS AND WASTE CATEGORIES per functional unit or declared unit (A1 en A2)**

	Unit	A1	A2	A3	A1-A3	A4	A5	B1	B2	B3	B4	B5	B6	B7	C1	C2	C3	C4	D
HWD	kg	4,78E-03	8,36E-05	6,30E-05	4,93E-03	2,60E-05	1,09E-04	0,00E+00	0,00E+00	0,00E+00	ND	ND	ND	ND	7,76E-06	1,11E-05	4,88E-05	5,49E-07	-4,16E-03
NHWD	kg	5,34E+00	1,17E+00	2,50E-01	6,76E+00	2,03E-01	2,98E-01	0,00E+00	0,00E+00	0,00E+00	ND	ND	ND	ND	2,50E-02	1,15E-01	5,95E-01	4,88E-01	-1,07E+00
RWD	kg	6,75E-04	4,10E-06	4,68E-05	7,26E-04	1,35E-06	1,61E-05	0,00E+00	0,00E+00	0,00E+00	ND	ND	ND	ND	6,67E-06	3,97E-07	1,17E-04	9,30E-08	-3,97E-04
CRU	kg	0,00E+00	0,00E+00	0,00E+00	0,00E+00	0,00E+00	3,20E-03	0,00E+00	0,00E+00	0,00E+00	ND	ND	ND	ND	0,00E+00	0,00E+00	0,00E+00	0,00E+00	0,00E+00
MFR	kg	0,00E+00	0,00E+00	2,39E-01	2,39E-01	0,00E+00	2,27E-01	0,00E+00	0,00E+00	0,00E+00	ND	ND	ND	ND	2,45E-04	0,00E+00	9,24E+00	0,00E+00	-1,67E-07
MER	kg	0,00E+00	0,00E+00	0,00E+00	0,00E+00	0,00E+00	0,00E+00	0,00E+00	0,00E+00	0,00E+00	ND	ND	ND	ND	1,42E-05	0,00E+00	0,00E+00	0,00E+00	0,00E+00
EEE	MJ	0,00E+00	0,00E+00	5,92E-02	5,92E-02	0,00E+00	0,00E+00	0,00E+00	0,00E+00	0,00E+00	ND	ND	ND	ND	1,66E-03	0,00E+00	0,00E+00	0,00E+00	3,69E+00
ETE	MJ	0,00E+00	0,00E+00	3,44E-02	3,44E-02	0,00E+00	0,00E+00	0,00E+00	0,00E+00	0,00E+00	ND	ND	ND	ND	9,63E-04	0,00E+00	0,00E+00	0,00E+00	2,14E+00

- HWD = Hazardous Waste Disposed
- NHWD = Non Hazardous Waste Disposed
- RWD = Radioactive Waste Disposed
- CRU = Components for reuse
- MFR = Materials for recycling
- MER = Materials for energy recovery
- EEE = Exported Electrical Energy
- ETE = Exported Thermal Energy

**RESOURCE USE per functional unit or declared unit (A1 and A2)**

	Unit	A1	A2	A3	A1-A3	A4	A5	B1	B2	B3	B4	B5	B6	B7	C1	C2	C3	C4	D
PERE	MJ	3,22E+01	1,97E-01	2,77E+00	3,51E+01	6,44E-02	9,11E-01	0,00E+00	0,00E+00	0,00E+00	ND	ND	ND	ND	8,88E-02	2,45E-02	1,40E+01	7,88E-03	-2,12E+01
PERM	MJ	0,00E+00	0,00E+00	0,00E+00	0,00E+00	0,00E+00	0,00E+00	0,00E+00	0,00E+00	0,00E+00	ND	ND	ND	ND	0,00E+00	0,00E+00	0,00E+00	0,00E+00	0,00E+00
PERT	MJ	3,22E+01	1,97E-01	2,77E+00	3,51E+01	6,44E-02	9,11E-01	0,00E+00	0,00E+00	0,00E+00	ND	ND	ND	ND	8,88E-02	2,45E-02	1,40E+01	7,88E-03	-2,12E+01
PENRE	MJ	6,80E+02	1,35E+01	2,44E+01	7,18E+02	4,09E+00	1,64E+01	0,00E+00	0,00E+00	0,00E+00	ND	ND	ND	ND	4,69E+00	1,74E+00	1,99E+01	1,18E-01	-5,44E+02
PENRM	MJ	0,00E+00	0,00E+00	6,81E+00	6,81E+00	0,00E+00	1,00E-01	0,00E+00	0,00E+00	0,00E+00	ND	ND	ND	ND	0,00E+00	0,00E+00	0,00E+00	0,00E+00	-1,85E+00
PENRT	MJ	6,80E+02	1,35E+01	3,12E+01	7,25E+02	4,09E+00	1,65E+01	0,00E+00	0,00E+00	0,00E+00	ND	ND	ND	ND	4,69E+00	1,74E+00	1,99E+01	1,18E-01	-5,46E+02
SM	kg	1,91E+00	0,00E+00	4,93E-02	1,95E+00	0,00E+00	3,32E-02	0,00E+00	0,00E+00	0,00E+00	ND	ND	ND	ND	0,00E+00	0,00E+00	0,00E+00	0,00E+00	0,00E+00
RSF	MJ	0,00E+00	0,00E+00	0,00E+00	0,00E+00	0,00E+00	0,00E+00	0,00E+00	0,00E+00	0,00E+00	ND	ND	ND	ND	0,00E+00	0,00E+00	0,00E+00	0,00E+00	0,00E+00
NSRF	MJ	0,00E+00	0,00E+00	0,00E+00	0,00E+00	0,00E+00	0,00E+00	0,00E+00	0,00E+00	0,00E+00	ND	ND	ND	ND	0,00E+00	0,00E+00	0,00E+00	0,00E+00	0,00E+00
FW	m3	5,78E-01	2,11E-03	1,22E-02	5,92E-01	5,90E-04	1,12E-02	0,00E+00	0,00E+00	0,00E+00	ND	ND	ND	ND	1,21E-03	4,20E-04	4,20E-02	1,48E-04	-6,30E-01

- PERE = Use of renewable primary energy excluding renewable primary energy used as raw materials
- PERM = Use of renewable primary energy resources used as raw materials
- PERT = Total use of renewable primary energy resources
- PENRE = Use of non-renewable primary energy resources excluding non-renewable energy resources used as raw materials
- PENRM = Use of non-renewable primary energy resources used as raw materials
- PENRT = Total use of non-renewable primary energy resources
- SM = Use of secondary materials
- RSF = Use of renewable secondary fuels
- NSRF = Use of non-renewable secondary fuels
- FW = Use of net fresh water

## CALCULATION RULES

### Product stage (A1-A3)

All significant input and output flows are included in the LCA, while neglected flows remain below 5% of total mass and energy use, with capital goods and infrastructure processes considered negligible unless included in Ecoinvent data.

### Construction process stage (A4-A5)

The LCA considers all relevant construction-related inputs and outputs, including transport, installation energy use, and construction waste, with neglected flows remaining below the 5% threshold.

### End of life stage (C1-C4)

All major end-of-life processes, such as demolition, transport, and waste treatment, are included in the LCA, while neglected flows remain below 5% of mass and energy use.

### Benefits and loads beyond the system boundary (Module D)

The LCA includes all potential benefits and loads associated with reusable products, recyclable materials, and useful energy recovery beyond the system boundary.

### Allocation

No allocation has been applied to the environmental datasets used in this LCA, and unchanged generic background processes are not separately shown.

All foreground data for sandwich element manufacturing refer to the 2024 financial year. Product composition, waste streams and suppliers are based on reference year 2024. Packaging material and materials used during construction are based on reference year 2024. Energy usage (electricity, gas) is based on reference year 2024. Background data is based on EcoInvent 3.9.1. Foreground data is <3 years and background data <10 years. The data quality is considered to be "very good" or "good" according to Annex E (table E1) of the EN 15804 (current version).

### Electricity mix: DE:market for electricity, low-voltage [location based approach]

This Electricity mix can be included within the Case 3a according to table 2 in the LCA calculation rules V2.0 of ECOplatform.

Data: Electricity, low voltage {DE} | market for electricity, low voltage | Cut-off, U(kWh)

Source: Ecoinvent 3.9.1

GWP-Total: 0,441 kg CO<sub>2</sub>-eqv/kWh

Data quality scheme	Value	Comments
Time-related representativeness	Good	Foreground data is <3 years and background data <10 years. The data quality is considered to be "good" according to Annex E (table E1) of the EN 15804 (current version).
Geography representativeness	Very good	The data used refers to the specific geographic context. The data quality is considered to be very good.
Technological representiveness	Very good	The data used reflects the technical characteristics of the system. The data quality is considered to be very good.

## SCENARIOS AND ADDITIONAL TECHNICAL INFORMATION

### Manufacturing process

Sandwich elements are manufactured on continuous production lines where steel strips are roll-formed, combined with a polyurethane foam core, cut to size, cooled, and packaged into transport- and installation-ready bundles.

Technical data	Value
Working width:	1000 mm
Core material:	(PIR) insulation core
Density of insulation core:	38 kg/m <sup>3</sup>
Design value of thermal conductivity of the insulation material:	0,022 W/(m*K)
Thermal transmittance coefficient of the complete element at 100 mm, including any thermal bridges caused by overlaps and fasteners:	0,22 W/(m <sup>2</sup> *K)
Sound reduction index Rw(C;Ctr); test according to EN IS 140-3 (if required):	26 dB
Thickness of exterior facing:	0,6 mm
Thickness of interior facing:	0,5 mm
Exterior organic coating:	Standard-Polyester 35 µm (other coatings upon request)
Interior organic coating:	Standard-Polyester 10 µm (other coatings upon request)
Minimal length:	500 mm
Maximum length:	20.700 mm
Reaction to fire:	B-s2,d0
Company certifications:	ISO14001
Product certifications:	aBG/abZ (Allgemeine Bauartgenehmigung/ Allgemeine bauaufsichtliche Zulassung)

The technical specifications are contained in the following standards and approvals:

- DIN EN 14509, Self-supporting sandwich panels with metal facings on both sides -Factory made products - Specifications.
- DIN EN 13165; Thermal insulation products for buildings - Factory made rigid polyurethane foam (PU) products - Specification.
- General building authority approvals/general construction type approvals Z-10.4-670 and Z-10.4-786 issued by the DIBT.

The performance values of the product correspond to the declaration of performance with regard to its essential characteristics in accordance with EN 14509.

This EPD has been based on the product variant with a core thickness of 100 mm. To enable scalability, a sensitivity analysis has been performed for all product thicknesses to determine calculation factors.

To calculate the correct values for the parameters of a desired thickness look up the corresponding thickness in the table below and multiply all parameters with the given factor.

Product:	Factor:
FALK Sec D80	0,89
FALK Sec D100	0,92
FALK Sec D120	0,96
FALK Sec D140	1
FALK Sec D160	1,04
FALK Sec D180	1,08

## DECLARATION OF SVHC

The product does not contain any substances listed on the ECHA candidate list of substances of very high concern (SVHC) above 0.1 % by mass. The product does not contain any additional CMR substances of category 1A or 1B above 0.1 % by mass. No biocidal products have been added to the product, and the product has not been treated with biocidal products

## REFERENCES

ISO 14040  
ISO 14040:2006-10, Environmental management - Life cycle assessment - Principles and framework; EN ISO 14040:2006  
ISO 14044  
ISO 14044:2006-10, Environmental management - Life cycle assessment - Requirements and guidelines; EN ISO 14044:2006  
ISO 14025  
ISO 14025:2011-10, Environmental labels and declarations — Type III environmental declarations — Principles and procedures  
EN 15804+A2  
EN 15804:2012+A2:2019/AC:2021, Sustainability of Buildings - Environmental Product Declarations - Framework Development Rules by Product Category  
Ecoinvent  
ecoinvent Version 3.9.1, December 2022  
R<THINK characterization method  
ecoinvent 3.9.1: EN 15804+A2 indicators (EF 3.1)  
EN 16783  
EN 16783:2024, Thermal insulation products - Environmental Product Declarations (EPD)  
Product Category Rules (PCR) complementary to EN 15804 for factory made and in-situ formed products.