

**Environmental
Product
Declaration**

According to ISO14025+EN15804+A2

This declaration is for:
Swisspearl Windstopper Extreme

Provided by:
Swisspearl Group AG



MRPI® registration:
1.1.01110.2026

Program operator:
Stichting MRPI®
Publisher:
Stichting MRPI®
www.mrpi.nl

Date of first issue:
8-1-2026
Date of this issue:
8-1-2026
Expiry date:
8-1-2031



COMPANY INFORMATION

Swisspearl Group AG

Eternitstrasse 3

8867

Niederurnen

Switzerland

+ 41 55617 1160

info@swisspearl.com

<https://www.swisspearl.com/>

MRPI® REGISTRATION

1.1.01110.2026

DATE OF THIS ISSUE

8-1-2026

EXPIRY DATE

8-1-2031

SCOPE OF DECLARATION

This MRPI®-EPD certificate is verified by Mantijn van Leeuwen, Nibe. The LCA study has been done by Chantal Houben, SGS INTRON. The certificate is based on an LCA-dossier according to ISO14025+EN15804+A2. It is verified according to the 'Verification protocol for MRPI LCA project report & EPD 21th of May 2025, V. 5.2'. EPDs of construction products may not be comparable if they do not comply with EN15804+A2. Declaration of SVHC that are listed on the 'Candidate list of Substances of Very High Concern for authorisation' when content exceeds the limits for registration with ECHA.

PROGRAM OPERATOR

Stichting MRPI®

Kingsfordweg 151

1043 GR

Amsterdam

PRODUCT

Swisspearl Windstopper Extreme

DECLARED UNIT / FUNCTIONAL UNIT

1 Area (m2)

DESCRIPTION OF PRODUCT

Swisspearl Windstopper Extreme is a fibre cement board mainly functioning as a windproof membrane for exterior walls. The board has a very low vapour transmission resistance, enabling moisture from inside the building to pass through.



Due to its natural rough surface, insulation can be placed directly against the inner side of the board. The Windstopper Extreme can function as a temporary facade for up to 12 months.

VISUAL PRODUCT



MORE INFORMATION

<https://www.swisspearl.com/products/build/build-product-finder/windstopper-extreme>

<p>Ing. L. L. Oosterveen MSc. MBA Managing Director MRPI</p>	<p>DEMONSTRATION OF VERIFICATION</p>
	<p>CEN standard EN15804 serves as the core PCR [1]</p>
	<p>Independent verification of the declaration and data according to ISO14025+EN15804+A2</p> <p>Internal: External: X</p>
	<p>Third party verifier: Mantijn van Leeuwen, Nibe</p> 
	<p>[1] PCR = Product Category Rules</p>

DETAILED PRODUCT DESCRIPTION

Swisspearl Windstopper Extreme is a high-quality fibre cement board primarily functioning as a windbarrier. More information about the Windstopper Extreme can be found online: <https://www.swisspearl.com/products/build/windstopper-extreme>

Manufacturing Process

The fiber cement boards are produced using the Flow-on process. The process begins by creating a homogeneous mixture of base materials and water. The slurry is deposited on a continuously running felt where water is removed by a filtration process. The solid material is subsequently accumulated onto a format roller, building up layers of fiber cement until the desired board thickness is achieved. While still moist and moldable, the accumulated fiber cement layer is unrolled from the roller. The boards are then subject to an initial pre-curing period, followed by final air curing in curing halls. Subsequently, the boards are put into an oven for drying and cut in standard dimensions.

Dimensions & Packaging

The finished boards are quality-controlled and packaged. Swisspearl Windstopper Extreme is produced in 4,5- and 9 mm thicknesses. Due to differences in density, the 4,5 mm version of the board is declared in a separate EPD. Packaging primarily consists of plastic film and strips, and the products are delivered on reusable pallets. The environmental calculation for the pallets accounted only for their weight during transport, as they are reused.

Service Life

The Swisspearl Windstopper Extreme fiber cement boards have a reference service lifetime of 50 years, as indicated by the BBSR (German Federal Institute for Research on Building, Urban Affairs and Spatial Development).

The energy process used in the calculation is listed in the table below.

Global warming potential (GWP) of 1 kWh energy	Process	GWP (kg CO ₂ eq)
Electricity Finland	Electricity, low voltage {FI} market for electricity, low voltage Cut-off, U	0,233

The following table displays the primary components of the product. The values are presented as ranges that encompass the specified product, due to confidentiality.

Product components	Mass %
Cement	40-60
Limestone filler	20-40
Cellulose	0-10
PVA	0-5
Pigments	0-10
Other fillers	0-10

Material explanation

Portland Cement: Manufactured according to DIN EN 197-1 from limestone, marl and sand. The material is crushed, dried, calcinated to clinker and ground to cement.

PVA: To secure long term performance of the board

Cellulose fibres: To ensure collection of powder during filtration.

Pigments: To provide a through colored fibre cement board.



SCOPE AND TYPE

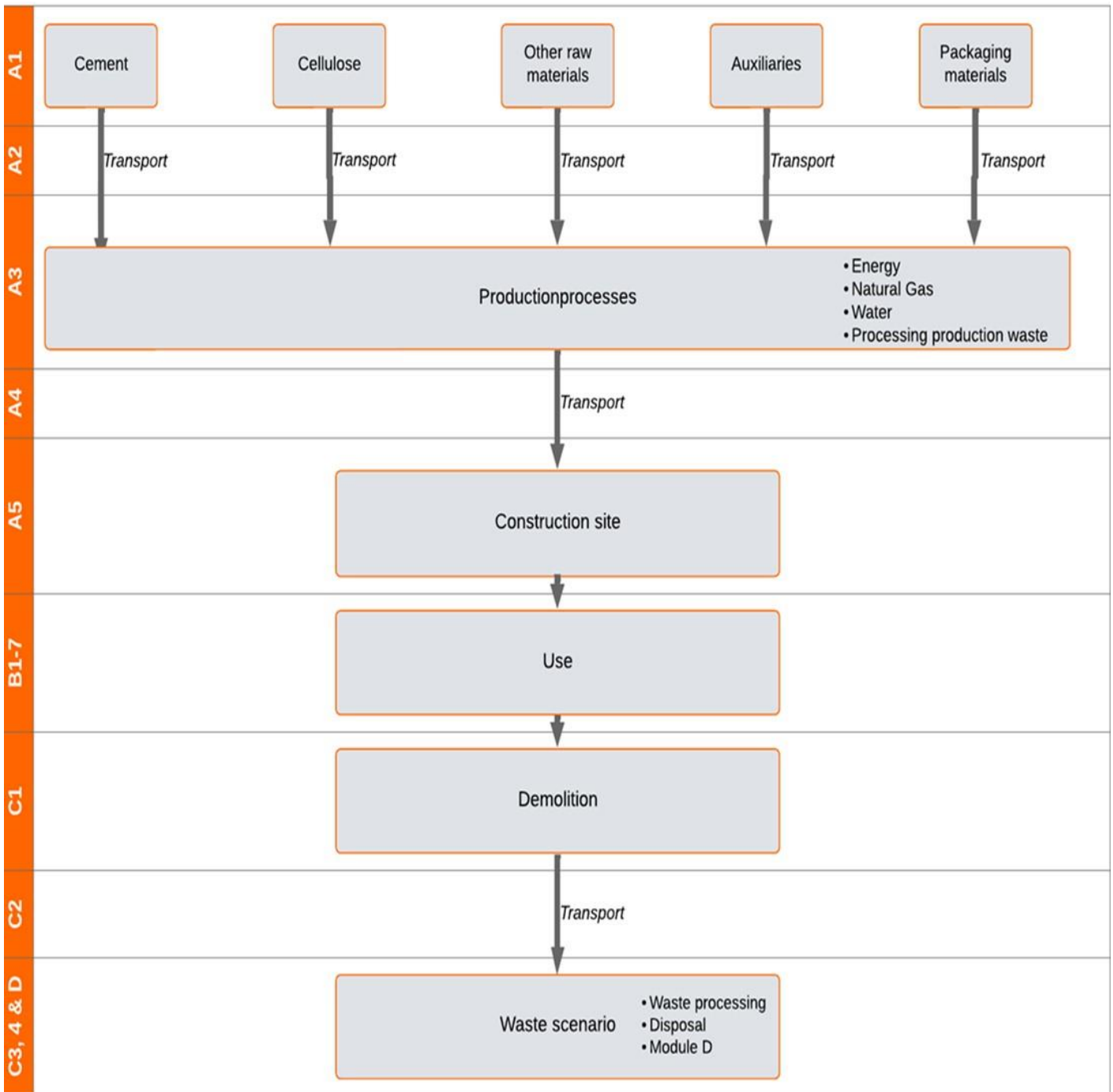
The Windstopper Extreme is produced in Lohja, Finland. This EPD is market-based. The calculations were done for the Dutch market and are also applicable for the European market. The end-of-life was also calculated for Europe. The LCA software used in Simapro with the background database Ecoinvent 3.9.1 allocation, cut-off by classification – unit were used (December 15th, 2022). For some basic processes, the SimaPro file of the National Environmental Database version 3.9 were also used (August 6th, 2023). Since this declaration only applies to the Swisspearl Windstopper Extreme, the resulting document is considered a product-specific EPD and covers the Cradle-to-Grave lifecycle modules.

PRODUCT STAGE			CONSTRUCTION PROCESS STAGE		USE STAGE							END OF LIFE STAGE				BENEFITS AND LOADS BEYOND THE SYSTEM BOUNDARIES
Raw material supply	Transport	Manufacturing	Transport gate to site	Assembly	Use	Maintenance	Repair	Replacement	Refurbishment	Operational energy use	Operational water use	De-construction demolition	Transport	Waste processing	Disposal	Reuse - Recovery - Recycling potential
A1	A2	A3	A4	A5	B1	B2	B3	B4	B5	B6	B7	C1	C2	C3	C4	D
X	X	X	X	X	X	ND	ND	ND	ND	ND	ND	X	X	X	X	X

X = Modules Assessed

ND = Not Declared

SWISSPEARL



REPRESENTATIVENESS

The product is only produced at one production site in Finland. This EPD is representative for 1 m² of Windstopper Extreme. The Windstopper Extreme is available in 4,5- and 9 mm. However this EPD only represents the 9 mm variant. The EPD for the 4,5 mm Windstopper Extreme is available under the name 'Swisspearl Windstopper Light'.



ENVIRONMENTAL IMPACT per functional unit or declared unit (core indicators A2)

	Unit	A1	A2	A3	A1-A3	A4	A5	B1	B2	B3	B4	B5	B6	B7	C1	C2	C3	C4	D
GWP-total	kg CO2 eq.	4,31E+00	5,85E-01	1,32E+00	6,22E+00	4,03E+00	2,93E-01	ND	ND	ND	ND	ND	ND	ND	1,97E-01	9,29E-02	1,59E+00	1,82E-02	-5,38E-02
GWP-fossil	kg CO2 eq.	5,77E+00	5,83E-01	1,32E+00	7,67E+00	4,01E+00	2,89E-01	ND	ND	ND	ND	ND	ND	ND	1,97E-01	9,26E-02	1,84E-02	2,30E-03	-5,36E-02
GWP-biogenic	kg CO2 eq.	-1,57E+00	1,87E-04	1,84E-03	-1,56E+00	1,31E-03	7,98E-04	ND	ND	ND	ND	ND	ND	ND	2,74E-05	3,02E-05	1,57E+00	1,59E-02	-1,03E-04
GWP-luluc	kg CO2 eq.	1,09E-01	2,01E-03	5,23E-03	1,17E-01	1,43E-02	3,57E-03	ND	ND	ND	ND	ND	ND	ND	2,22E-05	3,30E-04	4,14E-06	3,08E-06	-6,38E-05
ODP	kg CFC11 eq.	3,26E-08	1,03E-08	5,34E-08	9,64E-08	7,14E-08	3,45E-09	ND	ND	ND	ND	ND	ND	ND	3,13E-09	1,65E-09	4,13E-10	4,01E-11	-5,67E-10
AP	mol H+ eq.	1,68E-02	3,37E-03	3,16E-03	2,33E-02	1,92E-02	9,74E-04	ND	ND	ND	ND	ND	ND	ND	1,83E-03	4,43E-04	1,16E-04	1,44E-05	-3,69E-04
EP-fresh water	kg P eq.	1,29E-04	5,66E-06	2,49E-05	1,60E-04	3,99E-05	6,17E-06	ND	ND	ND	ND	ND	ND	ND	7,11E-07	9,21E-07	3,64E-07	3,23E-08	-1,81E-06
EP-marine	kg N eq.	5,37E-03	1,19E-03	6,14E-04	7,17E-03	7,30E-03	2,68E-04	ND	ND	ND	ND	ND	ND	ND	8,45E-04	1,68E-04	4,91E-05	5,84E-06	-1,10E-04
EP-terrestrial	mol N eq.	5,32E-02	1,28E-02	7,06E-03	7,30E-02	7,79E-02	3,31E-03	ND	ND	ND	ND	ND	ND	ND	9,20E-03	1,80E-03	5,38E-04	6,22E-05	-1,27E-03
POCP	kg NMVOC eq.	1,42E-02	4,22E-03	3,10E-03	2,15E-02	2,66E-02	8,38E-04	ND	ND	ND	ND	ND	ND	ND	2,72E-03	6,13E-04	1,60E-04	1,97E-05	-3,79E-04
ADP-minerals & metals	kg Sb eq.	6,06E-05	1,78E-06	8,65E-06	7,11E-05	1,26E-05	2,58E-06	ND	ND	ND	ND	ND	ND	ND	6,87E-08	2,90E-07	7,44E-08	4,77E-09	-2,62E-07
ADP-fossil	MJ, net calorific value	3,05E+01	8,30E+00	2,93E+01	6,82E+01	5,75E+01	2,35E+00	ND	ND	ND	ND	ND	ND	ND	2,58E+00	1,33E+00	2,51E-01	3,07E-02	-6,63E-01
WDP	m3 world eq. Deprived	1,14E+00	4,44E-02	2,36E-01	1,42E+00	3,14E-01	5,23E-02	ND	ND	ND	ND	ND	ND	ND	5,56E-03	7,24E-03	1,38E-03	-1,52E-03	-7,58E-01

- GWP-total = Global Warming Potential total
- GWP-fossil = Global Warming Potential fossil fuels
- GWP-biogenic = Global Warming Potential biogenictotal
- GWP-luluc = Global Warming Potential land use and land use change
- ODP = Depletion potential of the stratospheric ozone layer
- AP = Acidification Potential, Accumulated Exceedence
- EP-freshwater = Eutrophication Potential, fraction of nutrients reaching freshwater end compartment
- EP-marine = Eutrophication Potential, fraction of nutrients reaching marine end compartment
- EP-terrestrial = Eutrophication Potential, Accumulated Exceedence
- POCP = Formation potential of tropospheric ozone photochemical oxidants
- ADP-minerals & metals = Abiotic Depletion Potential for non-fossil resources [1]
- ADP-fossil = Abiotic Depletion for fossil resources potential [1]
- WDP = Water (user) deprivation potential, deprivation-weighted water consumption [1]

Disclaimer [1]:

- The results of this environmental impact indicator shall be used with care as the uncertainties on these results are high or as there is limited experience with the indicator.



ENVIRONMENTAL IMPACT per functional unit or declared unit (additional indicators A2)

Unit		A1	A2	A3	A1-A3	A4	A5	B1	B2	B3	B4	B5	B6	B7	C1	C2	C3	C4	D
PM	Disease incidence	1,35E-07	5,60E-08	1,72E-08	2,08E-07	3,96E-07	1,06E-08	ND	ND	ND	ND	ND	ND	ND	5,09E-08	9,14E-09	2,81E-09	1,37E-09	-6,87E-09
IRP	kBq U235 eq.	8,27E-02	3,19E-03	4,01E-01	4,86E-01	2,24E-02	1,49E-02	ND	ND	ND	ND	ND	ND	ND	5,27E-04	5,17E-04	2,87E-04	1,34E-05	-1,47E-03
ETP-fw	CTUe	1,79E+01	6,06E+00	2,85E+00	2,69E+01	4,24E+01	1,08E+00	ND	ND	ND	ND	ND	ND	ND	1,23E+00	9,79E-01	8,44E-02	1,99E-02	-2,47E-01
HTP-c	CTUh	1,61E-09	3,07E-10	4,54E-10	2,37E-09	2,13E-09	1,65E-10	ND	ND	ND	ND	ND	ND	ND	6,03E-11	4,90E-11	5,80E-12	4,00E-12	-4,22E-11
HTP-nc	CTUh	5,03E-08	6,52E-09	1,23E-08	6,91E-08	4,62E-08	2,41E-09	ND	ND	ND	ND	ND	ND	ND	4,19E-10	1,07E-09	1,17E-10	1,02E-10	-5,41E-10
SQP	-	1,70E+01	6,35E+00	5,90E+00	2,93E+01	4,54E+01	9,64E-01	ND	ND	ND	ND	ND	ND	ND	1,74E-01	1,05E+00	3,38E-02	2,63E-02	-8,30E-01

- PM = Potential incidence of disease due to PM emissions
- IRP = Potential Human exposure efficiency relative to U235 [1]
- ETP-fw = Potential Comparative Toxic Unit for ecosystems [2]
- HTP-c = Potential Comparative Toxic Unit for humans, cancer [2]
- HTP-nc = Potential Comparative Toxic Unit for humans, non-cancer [2]
- SQP = Potential soil quality index [2]

Disclaimer [1]:

- This impact category deals mainly with the eventual impact of low dose ionizing radiation on human health of the nuclear fuel cycle. It does not consider effects due to possible nuclear accidents, occupational exposure nor due to radioactive waste.

Disclaimer [2]:

- The results of this environmental impact indicator shall be used with care as the uncertainties on these results are high or as there is limited experience with the indicator.

OUTPUT FLOWS AND WASTE CATEGORIES per functional unit or declared unit (A1 en A2)

	Unit	A1	A2	A3	A1-A3	A4	A5	B1	B2	B3	B4	B5	B6	B7	C1	C2	C3	C4	D
HWD	kg	1,08E-04	5,25E-05	7,12E-05	2,32E-04	3,67E-04	1,16E-05	ND	ND	ND	ND	ND	ND	ND	1,74E-05	8,46E-06	1,30E-06	1,80E-07	-2,84E-06
NHWD	kg	3,52E-01	5,31E-01	7,85E-02	9,61E-01	3,80E+00	3,66E-02	ND	ND	ND	ND	ND	ND	ND	3,69E-03	8,76E-02	3,77E-02	1,68E-03	-7,47E-03
RWD	kg	6,33E-05	1,87E-06	1,82E-04	2,47E-04	1,32E-05	7,63E-06	ND	ND	ND	ND	ND	ND	ND	2,83E-07	3,03E-07	2,42E-07	8,15E-09	-9,37E-07
CRU	kg	0,00E+00	0,00E+00	0,00E+00	0,00E+00	0,00E+00	0,00E+00	ND	ND	ND	ND	ND	ND	ND	0,00E+00	0,00E+00	0,00E+00	0,00E+00	0,00E+00
MFR	kg	0,00E+00	0,00E+00	0,00E+00	0,00E+00	0,00E+00	3,67E-01	ND	ND	ND	ND	ND	ND	ND	0,00E+00	0,00E+00	1,22E+01	0,00E+00	0,00E+00
MER	kg	0,00E+00	0,00E+00	0,00E+00	0,00E+00	0,00E+00	0,00E+00	ND	ND	ND	ND	ND	ND	ND	0,00E+00	0,00E+00	0,00E+00	0,00E+00	0,00E+00
EEE	MJ	0,00E+00	0,00E+00	0,00E+00	0,00E+00	0,00E+00	8,25E-02	ND	ND	ND	ND	ND	ND	ND	0,00E+00	0,00E+00	0,00E+00	0,00E+00	0,00E+00
ETE	MJ	0,00E+00	0,00E+00	0,00E+00	0,00E+00	0,00E+00	1,42E-01	ND	ND	ND	ND	ND	ND	ND	0,00E+00	0,00E+00	0,00E+00	0,00E+00	0,00E+00

- HWD = Hazardous Waste Disposed
- NHWD = Non Hazardous Waste Disposed
- RWD = Radioactive Waste Disposed
- CRU = Components for reuse
- MFR = Materials for recycling
- MER = Materials for energy recovery
- EEE = Exported Electrical Energy
- ETE = Exported Thermal Energy

RESOURCE USE per functional unit or declared unit (A1 and A2)

	Unit	A1	A2	A3	A1-A3	A4	A5	B1	B2	B3	B4	B5	B6	B7	C1	C2	C3	C4	D
PERE	MJ	7,88E+00	1,15E-01	4,34E+00	1,23E+01	8,13E-01	3,82E-01	INA	INA	INA	INA	INA	INA	INA	1,47E-02	1,87E-02	2,10E-02	5,74E-04	-4,91E-02
PERM	MJ	0,00E+00	0,00E+00	0,00E+00	0,00E+00	0,00E+00	0,00E+00	INA	INA	INA	INA	INA	INA	INA	0,00E+00	0,00E+00	0,00E+00	0,00E+00	0,00E+00
PERT	MJ	7,88E+00	1,15E-01	4,34E+00	1,23E+01	8,13E-01	3,82E-01	INA	INA	INA	INA	INA	INA	INA	1,47E-02	1,87E-02	2,10E-02	5,74E-04	-4,91E-02
PENRE	MJ	3,07E+01	8,31E+00	2,92E+01	6,82E+01	5,76E+01	2,35E+00	INA	INA	INA	INA	INA	INA	INA	2,58E+00	1,33E+00	2,51E-01	3,07E-02	-6,63E-01
PENRM	MJ	0,00E+00	0,00E+00	0,00E+00	0,00E+00	0,00E+00	0,00E+00	INA	INA	INA	INA	INA	INA	INA	0,00E+00	0,00E+00	0,00E+00	0,00E+00	0,00E+00
PENRT	MJ	3,07E+01	8,31E+00	2,92E+01	6,82E+01	5,76E+01	2,35E+00	INA	INA	INA	INA	INA	INA	INA	2,58E+00	1,33E+00	2,51E-01	3,07E-02	-6,63E-01
SM	kg	0,00E+00	0,00E+00	0,00E+00	0,00E+00	0,00E+00	0,00E+00	INA	INA	INA	INA	INA	INA	INA	0,00E+00	0,00E+00	0,00E+00	0,00E+00	0,00E+00
RSF	MJ	0,00E+00	0,00E+00	0,00E+00	0,00E+00	0,00E+00	0,00E+00	INA	INA	INA	INA	INA	INA	INA	0,00E+00	0,00E+00	0,00E+00	0,00E+00	0,00E+00
NSRF	MJ	0,00E+00	0,00E+00	0,00E+00	0,00E+00	0,00E+00	0,00E+00	INA	INA	INA	INA	INA	INA	INA	0,00E+00	0,00E+00	0,00E+00	0,00E+00	0,00E+00
FW	m3	3,86E-02	1,96E-03	1,95E-02	6,00E-02	1,39E-02	2,06E-03	INA	INA	INA	INA	INA	INA	INA	2,02E-04	3,21E-04	6,94E-05	-3,11E-05	-1,77E-02

- PERE = Use of renewable primary energy excluding renewable primary energy used as raw materials
- PERM = Use of renewable primary energy resources used as raw materials
- PERT = Total use of renewable primary energy resources
- PENRE = Use of non-renewable primary energy resources excluding non-renewable energy resources used as raw materials
- PENRM = Use of non-renewable primary energy resources used as raw materials
- PENRT = Total use of non-renewable primary energy resources
- SM = Use of secondary materials
- RSF = Use of renewable secondary fuels
- NSRF = Use of non-renewable secondary fuels
- FW = Use of net fresh water

BIOGENIC CARBON CONTENT per functional unit or declared unit (A1 and A2)

	Unit	A1	A2	A3	A1-A3	A4	A5	B1	B2	B3	B4	B5	B6	B7	C1	C2	C3	C4	D
BBCpr	kg C	1,59E+00	ND	ND	1,59E+00	ND	ND	ND	ND	ND	ND	ND	ND	ND	ND	ND	ND	ND	ND
BCCpa	kg C	ND	ND	0,00E+00	0,00E+00	ND	ND	ND	ND	ND	ND	ND	ND	ND	ND	ND	ND	ND	ND

- BCCpr = Biogenic carbon content in product
- BCCpa = Biogenic carbon content in packaging

CALCULATION RULES

Primary data at the production location was collected for the base year 2024.

The materials or processes that have been excluded from the study (cut-off rule is well below 1%), are wooden pallets and the waste processing of packaging on incoming materials. The wooden pallets are assumed to be reused at least 5 to 10 times as is standard in Europe. Furthermore the pallets can carry multiple fibre cement boards, significantly reducing the impact per product.

The program PCR used is the Bepalingsmethode Milieuprestatie bouwwerken, december 2024, also called the Dutch Assessment method. The environmental interventions have been determined using the methods described in the Assessment Method (Bepalingsmethode Milieuprestatie bouwwerken, december 2024). The LCA calculations are performed in accordance with EN 15804:2012+A2:2019 with the EF 3.1 characterization factor method. When calculating the energy flows, the fuels and electricity sources used, extraction and transport of the fuels, efficiency of the conversion and distribution of the energy flow are taken into account. The calorific net value (LHV) has also been calculated.

The rules for allocation for multi-input, -output, recycling and reuse processes from the Assessment Method have been followed for all materials. Ecoinvent processes are calculated including the infrastructure processes (capital goods). Ecoinvent processes for landfill are calculated excluding long-term emissions.

Conversion factor and grammage		
Conversion factor to kg	0,081	
Grammage	12,35	kg/m2

Background data and data quality

All primary and secondary data are modelled to be specific to the technology, geographical region and period under study. Proxy data are used where technology-specific data are unavailable. Where country-specific data was unavailable, proxies were chosen in a the geographical area that includes the specific region. The technological, geographical and temporal representativeness are considered to be good. In the table below more details are given of the processes that contribute the most to GWP. Together these processes are responsible for more than 80% of the GWP.

Process	Source type	Source	Reference year	Data category
Cement	Database	Ecoinvent 3.9.1	2022	Primary data
Transport to installation site	Collected data + Database	Ecoinvent 3.9.1	2022	Primary data
Energy use	Collected data + Database	Ecoinvent 3.9.1	2022	Primary data

SCENARIOS AND ADDITIONAL TECHNICAL INFORMATION

This calculation of the production includes everything required to procure the raw materials needed in the production of the product. This includes extraction, treatment, processing, electricity and heat consumption. Wooden pallets were omitted from the final analysis, since it was assumed, they would be reused and have a minimal impact. The transport for the wooden pallets has been added. Transport of the raw material was done mostly by truck. Some raw materials were partially transported by ship and train. The waste processing of production waste was also taken into account into the calculation.

Transport	Process
Truck	Transport, freight, lorry, unspecified {GLO} market group for transport, freight, lorry, unspecified Cut-off, U
Ship	Transport, freight, sea, container ship {GLO} market for transport, freight, sea, container ship Cut-off, U
Train	Transport, freight train {GLO} market group for Cut-off, U

Transport to the construction site uses a standard transport as described in the Assessment Method. The distance to the construction site is calculated from the factory to Utrecht, which is 2080 km by truck and 86km by ship. At the construction site, there is no additional transport included in the model since the fiber cement boards have a relatively low weight. The fiber cement boards are mounted on either a wood or steel construction with the aid of small electrical tools. The estimated energy for the hand tool is very low and is therefore left out of the model. The wood, steel or another construction to install the boards on is not considered, since they can vary significantly. Materials for attachment were considered, only if they are added to the product by Swisspearl during production. More information about the installation can be found in the online manual:

https://www.swisspearl.com/media/41053/download/Global_Swisspearl_Windstopper_Wood_DIM_EN_2026_01_DIGI.PDF?v=3&inline=true.

Waste treatment and transportation of the packaging waste (plastic and cardboard) from the construction site to the municipal waste incinerator is included in this module.

The distance to the waste treatment facility is assumed to be 50 km. The standard process from the Assessment Method is used for truck transport. Additionally, according to the Assessment Method there is a loss of 3% of material for pre-fab products on the construction site. This means that extra material must be added to account for the loss of product. Disposal of losses as well as additional production in A5 were considered.

During the 50-year application period, no maintenance is normally required. B1 is included in the LCA, but no environmental impact has been deliberately included.

An excavator was modeled to demolish and transport the waste on the demolition site from the fiber cement boards. After being demolished on the building site, the material is transported to waste processing. All the material gets processed before getting recycled or landfilled.

End of life scenario	Percentage	Transport distance (km)	Process
Waste processing + Recycling	0,99	50	0270-reC&Breken, per kg steenachtig (o.b.v. SBK Breken steenachtig MRPI) - NMDv3.9 + 0271-reD&Module D, grind, per kg NETTO geleverd granulaat/grind (vermeden: Gravel, round {RoW}) gravel and sand quarry operation Cut-off, U) - NMDv3.9
Waste processing + Landfill	0,01	100	0270-reC&Breken, per kg steenachtig (o.b.v. SBK Breken steenachtig MRPI) - NMDv3.9 + Waste cement-fibre slab {RoW} market for waste cement-fibre slab Cut-off, U

For countries with different end-of-life scenarios, the total GWP value for stages A1–C4 is provided based on a 100% landfill scenario. Module D is negligible in this case and only reflects the benefits from incinerating packaging materials.

Alternative EoL scenario for 1 m2 product	GWP-total (kg CO2 eq.)
100% Landfill (A1-C4)	12,8

DECLARATION OF SVHC

The product does not contain any substances of very high concern (SVHC) at concentrations greater than 0.1% of the product mass, in accordance with Regulation (EC) No. 1907/2006 (REACH), as of 12-12-2025.

REFERENCES

- Nationale Milieudatabase, "Bepalingsmethode Milieuprestatie Bouwwerken", December 2024
- Nationale Milieudatabase, "NMD-Toetsingsprotocol opname data in de nationale milieudatabase", versie 1.2 december 2024
- EN 15804 (incl. A1:2013 and A2:2019), "Sustainability of construction works - Environmental product declarations - Core rules for the product category of construction products"
- ISO 14040, "Environmental management - Environmental management -- Life cycle assessment - Principles and framework", ISO14040:2006
- ISO 14044, "Environmental management - Life cycle assessment - Requirements and guidelines", ISO14044:2006
- International Organization for Standardization, ISO/DIS 21930, "Sustainability in building construction – Environmental declaration of building products", ISO/DIS 21930:2007
- International Organization for Standardization, ISO/TR 14025, "Environmental labels and declarations – Type III environmental declarations", ISO/TR 14025:2000
- SGS INTRON report: A161820/R20251234, June 2025

