

**Environmental  
Product  
Declaration**

According to ISO14025+EN15804+A2

This declaration is for:

**INTELLO**

Provided by:

**pro clima / MOLL bauökologische Produkte GmbH**



MRPI® registration:

**1.1.01080.2026**

Program operator:

**Stichting MRPI®**

Publisher:

**Stichting MRPI®**

**www.mrpi.nl**

Date of first issue:

**28-4-2026**

Date of this issue:

**28-4-2026**

Expiry date:

**28-4-2031**

## COMPANY INFORMATION

pro clima / MOLL bauökologische Produkte GmbH  
 Rheintalstr. 35-43  
 68723  
 Schwetzingen  
 Germany  
 +49 (0) 6202 - 27 82 0  
 info@proclima.com  
<https://proclima.com/>

## MRPI® REGISTRATION

1.1.01080.2026

## DATE OF THIS ISSUE

28-4-2026

## EXPIRY DATE

28-4-2031

## SCOPE OF DECLARATION

This MRPI®-EPD certificate is verified by Dr.-Ing. Nikolay Minkov, greentability Ltd.. The LCA study has been done by Antonia Willich & María Díaz Cáceres, brands & values GmbH. The certificate is based on an LCA-dossier according to ISO14025+EN15804+A2. It is verified according to the 'Verification protocol for MRPI LCA project report & EPD 21th of May 2025, V. 5.2'. EPDs of construction products may not be comparable if they do not comply with EN15804+A2. Declaration of SVHC that are listed on the 'Candidate list of Substances of Very High Concern for authorisation' when content exceeds the limits for registration with ECHA.

## PROGRAM OPERATOR

Stichting MRPI®  
 Kingsfordweg 151  
 1043 GR  
 Amsterdam

## PRODUCT

INTELLO

## DECLARED UNIT / FUNCTIONAL UNIT

1 Area (m2)

## DESCRIPTION OF PRODUCT



Hydrosafe® high-performance vapour check, suitable for all fibrous insulation mats and boards

## VISUAL PRODUCT



## MORE INFORMATION

<https://proclima.com/products/internal-sealing/intello>

<p>Ing. L. L. Oosterveen MSc. MBA          Managing Director MRPI</p>	<p><b>DEMONSTRATION OF VERIFICATION</b>          CEN standard EN15804 serves as the core PCR [1]</p>
	<p>Independent verification of the declaration and data          according to ISO14025+EN15804+A2          Internal: External: X</p>
	<p>Third party verifier: Dr.-Ing. Nikolay Minkov, greentability Ltd.            [1] PCR = Product Category Rules</p>

## DETAILED PRODUCT DESCRIPTION

INTELLO has the following components:

fleece: polypropylene (contains 50% recycled material); functional film: polyethylene copolymer.

Reference service life: 50 years

Applications

Vapour check (alternate terms: vapour control or retarder) membrane for use on roofs, walls, ceilings and floors on structures that are open or closed to diffusion

on the exterior, e.g. flat/steep roofs and green roofs, after appropriate design calculations have been carried out.

Product components	Weight, kg	Post-consumer material, weight-%	Biogenic material, weight-% and kg C/kg
Non-woven and scrim (PP)	0,05	0%	0 %- 0 kg C/kg
Additives and adhesives	0,033	0%	0 %- 0 kg C/kg
Printing ink	0,002	0%	0 %- 0 kg C/kg
Total product	0,085	0%	0 %- 0 kg C/kg

Description of the manufacturing processes The INTELLO hydrosafe® high-performance vapour check membrane is produced by bonding and laminating the fleece layer and the functional film to create large rolls. These rolls are printed and then cut into smaller rolls, which are the sales units. These rolls are then packaged and sent for storage and distribution, first to the central warehouse in Germany, and then all over the world for further sale.

Packaging materials	Weight, kg	Weight-% (relative to the product)	Weight biogenic carbon, [kg C/kg]
Film (PE)	0,002	2,10%	0 kg C/kg
Cardboard	0,006	5,10%	0,002 kg C/kg
Pallet	0,017	15,20%	0,009 kg C/kg
Toal packaging	0,025	22,50%	0,011 kg C/kg
TOTAL Product with packaging	0,109		0,011 kg C/kg

Biogenic carbon content	Unit (expressed per functional unit)
Biogenic carbon content in product	0 kg C/kg
Biogenic carbon content in accompanying packaging	0,011 kg C/kg

## SCOPE AND TYPE

Geographical Scope: Netherlands

The product is manufactured in Germany and subsequently transported to the Netherlands for sale.

End-of-life processes are modelled according to conditions and scenarios applicable to the Netherlands. The software system LCA for Experts (GaBi) version 10.9 was used for the creation of the LCA model. Background datasets from the ecoinvent database (Service Pack 3.9.1, 2022) were applied within the LCA software.

Type of EPD: Specific

PRODUCT STAGE			CONSTRUCTION PROCESS STAGE		USE STAGE							END OF LIFE STAGE				BENEFITS AND LOADS BEYOND THE SYSTEM BOUNDARIES
Raw material supply	Transport	Manufacturing	Transport gate to site	Assembly	Use	Maintenance	Repair	Replacement	Refurbishment	Operational energy use	Operational water use	De-construction demolition	Transport	Waste processing	Disposal	Reuse - Recovery - Recycling potential
A1	A2	A3	A4	A5	B1	B2	B3	B4	B5	B6	B7	C1	C2	C3	C4	D
x	x	x	x	x	ND	ND	ND	ND	ND	ND	ND	x	x	x	x	x

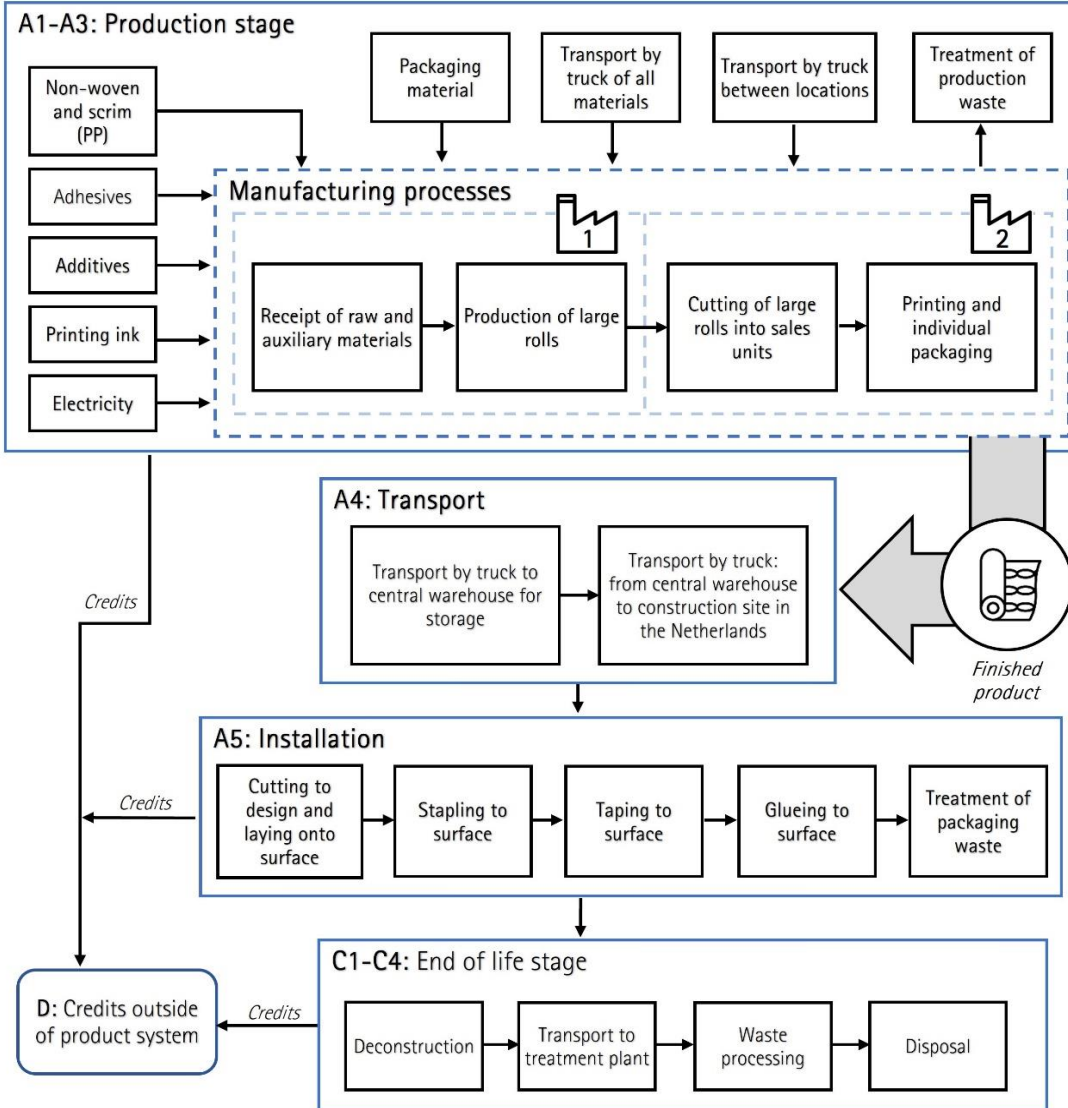
X = Modules Assessed

ND = Not Declared

## Ecosphere

### Technosphere

#### System boundaries



### REPRESENTATIVENESS

The system boundary of the EPDs is: Cradle to gate with options, modules C1–C4, and module D (A1–A3 + C + D and additional modules A4 and A5) Manufacturing of the INTELLO hydrosafe® high-performance vapour check membrane occurs in Germany.  
Geographical Scope: Netherlands

## ENVIRONMENTAL IMPACT per functional unit or declared unit (core indicators A2)

	Unit	A1	A2	A3	A1-A3	A4	A5	B1	B2	B3	B4	B5	B6	B7	C1	C2	C3	C4	D
GWP-total	kg CO2 eq.	2,58E-01	1,38E-02	2,60E-02	2,97E-01	1,76E-05	4,63E-02	ND	ND	ND	ND	ND	ND	ND	0,00E+00	3,26E-03	1,89E-01	7,56E-04	-7,59E-02
GWP-fossil	kg CO2 eq.	2,65E-01	1,38E-02	2,59E-02	3,05E-01	1,76E-05	3,45E-02	ND	ND	ND	ND	ND	ND	ND	0,00E+00	3,25E-03	1,89E-01	7,56E-04	-7,58E-02
GWP-biogenic	kg CO2 eq.	-1,05E-02	4,40E-06	4,56E-06	-1,04E-02	5,61E-09	1,16E-02	ND	ND	ND	ND	ND	ND	ND	0,00E+00	1,04E-06	2,97E-05	8,53E-08	-1,67E-04
GWP-luluc	kg CO2 eq.	2,97E-03	6,72E-06	2,46E-06	2,98E-03	8,55E-09	2,55E-04	ND	ND	ND	ND	ND	ND	ND	0,00E+00	1,59E-06	1,17E-05	1,79E-08	-8,46E-06
ODP	kg CFC11 eq.	5,82E-09	3,01E-10	2,57E-10	6,38E-09	3,86E-13	6,24E-10	ND	ND	ND	ND	ND	ND	ND	0,00E+00	7,13E-11	2,69E-09	2,31E-12	-4,92E-09
AP	mol H+ eq.	1,09E-03	5,69E-05	4,99E-05	1,20E-03	1,00E-07	1,16E-04	ND	ND	ND	ND	ND	ND	ND	0,00E+00	1,35E-05	7,95E-05	5,19E-07	-1,31E-04
EP-fresh water	kg P eq.	5,81E-05	9,69E-07	8,10E-06	6,72E-05	1,23E-09	7,64E-06	ND	ND	ND	ND	ND	ND	ND	0,00E+00	2,29E-07	9,42E-06	5,41E-09	-2,98E-06
EP-marine	kg N eq.	2,29E-04	2,18E-05	1,29E-05	2,64E-04	4,21E-08	2,75E-05	ND	ND	ND	ND	ND	ND	ND	0,00E+00	5,15E-06	2,65E-05	3,15E-06	-2,98E-05
EP-terrestrial	mol N eq.	2,20E-03	2,32E-04	1,26E-04	2,56E-03	4,53E-07	2,58E-04	ND	ND	ND	ND	ND	ND	ND	0,00E+00	5,49E-05	2,45E-04	2,33E-06	-3,07E-04
POCP	kg NMVOC eq.	9,22E-04	8,34E-05	3,83E-05	1,04E-03	1,47E-07	1,01E-04	ND	ND	ND	ND	ND	ND	ND	0,00E+00	1,97E-05	8,13E-05	1,07E-06	-1,38E-04
ADP-minerals & metals	kg Sb eq.	1,42E-06	4,45E-08	1,87E-08	1,48E-06	5,65E-11	1,31E-07	ND	ND	ND	ND	ND	ND	ND	0,00E+00	1,05E-08	6,63E-08	1,57E-10	-5,10E-07
ADP-fossil	MJ, net calorific value	7,52E+00	1,98E-01	3,86E-01	8,11E+00	2,54E-04	7,78E-01	ND	ND	ND	ND	ND	ND	ND	0,00E+00	4,69E-02	2,46E-01	1,83E-03	-1,42E+00
WDP	m3 world eq. Deprived	1,55E-01	1,20E-03	9,79E-03	1,66E-01	1,53E-06	1,72E-02	ND	ND	ND	ND	ND	ND	ND	0,00E+00	2,84E-04	6,17E-02	9,58E-05	-7,80E-03

- GWP-total = Global Warming Potential total
- GWP-fossil = Global Warming Potential fossil fuels
- GWP-biogenic = Global Warming Potential biogenictotal
- GWP-luluc = Global Warming Potential land use and land use change
- ODP = Depletion potential of the stratospheric ozone layer
- AP = Acidification Potential, Accumulated Exceedence
- EP-freshwater = Eutrophication Potential, fraction of nutrients reaching freshwater end compartment
- EP-marine = Eutrophication Potential, fraction of nutrients reaching marine end compartment
- EP-terrestrial = Eutrophication Potential, Accumulated Exceedence
- POCP = Formation potential of tropospheric ozone photochemical oxidants
- ADP-minerals & metals = Abiotic Depletion Potential for non-fossil resources [1]
- ADP-fossil = Abiotic Depletion for fossil resources potential [1]
- WDP = Water (user) deprivation potential, deprivation-weighted water consumption [1]

### Disclaimer [1]:

- The results of this environmental impact indicator shall be used with care as the uncertainties on these results are high or as there is limited experience with the indicator.

## ENVIRONMENTAL IMPACT per functional unit or declared unit (additional indicators A2)

Unit		A1	A2	A3	A1-A3	A4	A5	B1	B2	B3	B4	B5	B6	B7	C1	C2	C3	C4	D
PM	Disease incidence	9,38E-09	9,17E-10	1,80E-10	1,05E-08	1,64E-12	1,06E-09	ND	ND	ND	ND	ND	ND	ND	0,00E+00	2,17E-10	6,69E-10	1,24E-11	-9,80E-10
IRP	kBq U235 eq.	1,58E-02	2,63E-04	3,98E-03	2,01E-02	3,35E-07	2,66E-03	ND	ND	ND	ND	ND	ND	ND	0,00E+00	6,22E-05	1,13E-03	4,56E-06	-7,89E-04
ETP-fw	CTUe	9,92E-01	9,55E-02	1,19E-01	1,21E+00	1,22E-04	1,67E-01	ND	ND	ND	ND	ND	ND	ND	0,00E+00	2,26E-02	3,00E+00	1,00E-02	-5,03E-02
HTP-c	CTUh	1,32E-10	6,60E-12	4,82E-12	1,43E-10	1,22E-14	6,58E-11	ND	ND	ND	ND	ND	ND	ND	0,00E+00	1,56E-12	2,72E-11	5,60E-14	-1,21E-11
HTP-nc	CTUh	2,19E-09	1,23E-10	2,13E-10	2,53E-09	2,01E-13	3,01E-10	ND	ND	ND	ND	ND	ND	ND	0,00E+00	2,92E-11	4,70E-10	1,58E-12	-1,80E-10
SQP	-	1,06E+00	1,17E-01	2,56E-02	1,20E+00	1,49E-04	1,04E-01	ND	ND	ND	ND	ND	ND	ND	0,00E+00	2,77E-02	6,71E-02	4,48E-03	-2,74E-02

- PM = Potential incidence of disease due to PM emissions
- IRP = Potential Human exposure efficiency relative to U235 [1]
- ETP-fw = Potential Comparative Toxic Unit for ecosystems [2]
- HTP-c = Potential Comparative Toxic Unit for humans, cancer [2]
- HTP-nc = Potential Comparative Toxic Unit for humans, non-cancer [2]
- SQP = Potential soil quality index [2]

### Disclaimer [1]:

- This impact category deals mainly with the eventual impact of low dose ionizing radiation on human health of the nuclear fuel cycle. It does not consider effects due to possible nuclear accidents, occupational exposure nor due to radioactive waste.

### Disclaimer [2]:

- The results of this environmental impact indicator shall be used with care as the uncertainties on these results are high or as there is limited experience with the indicator.

**OUTPUT FLOWS AND WASTE CATEGORIES per functional unit or declared unit (A1 en A2)**

	Unit	A1	A2	A3	A1-A3	A4	A5	B1	B2	B3	B4	B5	B6	B7	C1	C2	C3	C4	D
HWD	kg	0,00E+00	0,00E+00	0,00E+00	0,00E+00	0,00E+00	0,00E+00	ND	ND	ND	ND	ND	ND	ND	0,00E+00	0,00E+00	0,00E+00	0,00E+00	0,00E+00
NHWD	kg	0,00E+00	0,00E+00	0,00E+00	0,00E+00	0,00E+00	0,00E+00	ND	ND	ND	ND	ND	ND	ND	0,00E+00	0,00E+00	0,00E+00	0,00E+00	0,00E+00
RWD	kg	0,00E+00	0,00E+00	0,00E+00	0,00E+00	0,00E+00	0,00E+00	ND	ND	ND	ND	ND	ND	ND	0,00E+00	0,00E+00	0,00E+00	0,00E+00	0,00E+00
CRU	kg	0,00E+00	0,00E+00	3,08E-03	3,08E-03	0,00E+00	0,00E+00	ND	ND	ND	ND	ND	ND	ND	0,00E+00	0,00E+00	0,00E+00	0,00E+00	0,00E+00
MFR	kg	0,00E+00	0,00E+00	1,08E-03	1,08E-03	0,00E+00	6,43E-03	ND	ND	ND	ND	ND	ND	ND	0,00E+00	0,00E+00	5,06E-03	0,00E+00	0,00E+00
MER	kg	0,00E+00	0,00E+00	0,00E+00	0,00E+00	0,00E+00	1,30E-03	ND	ND	ND	ND	ND	ND	ND	0,00E+00	0,00E+00	0,00E+00	0,00E+00	0,00E+00
EEE	MJ	0,00E+00	0,00E+00	9,50E-03	9,50E-03	0,00E+00	1,54E-03	ND	ND	ND	ND	ND	ND	ND	0,00E+00	0,00E+00	4,04E-01	0,00E+00	1,55E-04
ETE	MJ	0,00E+00	0,00E+00	1,64E-02	1,64E-02	0,00E+00	3,59E-03	ND	ND	ND	ND	ND	ND	ND	0,00E+00	0,00E+00	6,96E-01	0,00E+00	2,67E-04

- HWD = Hazardous Waste Disposed
- NHWD = Non Hazardous Waste Disposed
- RWD = Radioactive Waste Disposed
- CRU = Components for reuse
- MFR = Materials for recycling
- MER = Materials for energy recovery
- EEE = Exported Electrical Energy
- ETE = Exported Thermal Energy

### RESOURCE USE per functional unit or declared unit (A1 and A2)

	Unit	A1	A2	A3	A1-A3	A4	A5	B1	B2	B3	B4	B5	B6	B7	C1	C2	C3	C4	D
PERE	MJ	1,82E-01	3,05E-03	2,36E-03	1,87E-01	3,88E-06	1,44E-01	ND	ND	ND	ND	ND	ND	ND	0,00E+00	7,22E-04	1,71E-02	7,86E-05	-1,31E-02
PERM	MJ	1,16E-01	0,00E+00	0,00E+00	1,16E-01	0,00E+00	-1,16E-01	ND	ND	ND	ND	ND	ND	ND	0,00E+00	0,00E+00	0,00E+00	0,00E+00	0,00E+00
PERT	MJ	2,98E-01	3,05E-03	2,36E-03	3,03E-01	3,88E-06	2,74E-02	ND	ND	ND	ND	ND	ND	ND	0,00E+00	7,22E-04	1,71E-02	7,86E-05	-1,31E-02
PENRE	MJ	4,46E+00	1,98E-01	3,86E-01	5,04E+00	2,54E-04	8,83E-01	ND	ND	ND	ND	ND	ND	ND	0,00E+00	4,69E-02	2,94E+00	2,69E-01	-1,42E+00
PENRM	MJ	3,07E+00	0,00E+00	0,00E+00	3,07E+00	0,00E+00	-1,05E-01	ND	ND	ND	ND	ND	ND	ND	0,00E+00	0,00E+00	-2,70E+00	-2,67E-01	0,00E+00
PENRT	MJ	7,53E+00	1,98E-01	3,86E-01	8,11E+00	2,54E-04	7,78E-01	ND	ND	ND	ND	ND	ND	ND	0,00E+00	4,69E-02	2,46E-01	1,83E-03	-1,42E+00
SM	kg	0,00E+00	0,00E+00	0,00E+00	0,00E+00	0,00E+00	0,00E+00	ND	ND	ND	ND	ND	ND	ND	0,00E+00	0,00E+00	0,00E+00	0,00E+00	0,00E+00
RSF	MJ	0,00E+00	0,00E+00	0,00E+00	0,00E+00	0,00E+00	0,00E+00	ND	ND	ND	ND	ND	ND	ND	0,00E+00	0,00E+00	0,00E+00	0,00E+00	0,00E+00
NSRF	MJ	0,00E+00	0,00E+00	0,00E+00	0,00E+00	0,00E+00	0,00E+00	ND	ND	ND	ND	ND	ND	ND	0,00E+00	0,00E+00	0,00E+00	0,00E+00	0,00E+00
FW	m3	3,60E-03	2,80E-05	2,28E-04	3,86E-03	3,56E-08	4,00E-04	ND	ND	ND	ND	ND	ND	ND	0,00E+00	6,62E-06	1,44E-03	2,23E-06	-1,82E-04

- PERE = Use of renewable primary energy excluding renewable primary energy used as raw materials
- PERM = Use of renewable primary energy resources used as raw materials
- PERT = Total use of renewable primary energy resources
- PENRE = Use of non-renewable primary energy resources excluding non-renewable energy resources used as raw materials
- PENRM = Use of non-renewable primary energy resources used as raw materials
- PENRT = Total use of non-renewable primary energy resources
- SM = Use of secondary materials
- RSF = Use of renewable secondary fuels
- NSRF = Use of non-renewable secondary fuels
- FW = Use of net fresh water

### BIOGENIC CARBON CONTENT per functional unit or declared unit (A1 and A2)

	Unit	A1	A2	A3	A1-A3	A4	A5	B1	B2	B3	B4	B5	B6	B7	C1	C2	C3	C4	D
BBCpr	kg C	0,00E+00	0,00E+00	0,00E+00	0,00E+00	0,00E+00	0,00E+00	ND	ND	ND	ND	ND	ND	ND	0,00E+00	0,00E+00	0,00E+00	0,00E+00	0,00E+00
BCCpa	kg C	0,00E+00	0,00E+00	0,00E+00	-1,10E-02	0,00E+00	1,10E-02	ND	ND	ND	ND	ND	ND	ND	0,00E+00	0,00E+00	0,00E+00	0,00E+00	0,00E+00

- BCCpr = Biogenic carbon content in product
- BCCpa = Biogenic carbon content in packaging

## CALCULATION RULES

The reference year of this study is 2023. The LCA was carried out in accordance with the requirements and guidelines of the NMD "Bepalingsmethode Milieuprestatie Bouwwerken" (Environmental Performance Assessment Method for Construction Works) (version 1.2, January 2025).

### Cut-off criteria:

The impact associated with the disregarded mass shares is less than 5% of the impact categories per module. In addition, less than 1% of the total mass and the primary energy used is cut off. No substances or processes with high environmental relevance were cut off. Equipment and infrastructure required in production are not included in this LCA. An attempt was made to take into account all data collected in the operational data collection. Thus, material flows with a mass fraction of less than one percent were also balanced.

### Data collection:

The software system LCA for Experts (GaBi) version 10.9 was used the LCA model. The entire manufacturing process was modelled as far as possible using the manufacturer-specific data. For the upstream and downstream processes, generic background data sets were used. Background datasets from the ecoinvent database (Service Pack 3.9.1, 2022) were applied within the LCA software.

Data quality: The data quality of the relevant datasets was assessed using EN 15804+A2, Annex E, Table E.2. The two datasets with the highest contribution to the core indicators are from ecoinvent 3.9.1: the RER fleece production, polyethylene, contributing between 20 % and 81 % to the core indicators, and the CH treatment of waste polypropylene, municipal incineration with fly ash extraction, contributing up to 26 % to the core indicators.

The dataset RER fleece production, polyethylene was assessed with a temporal representativeness of "good", a technological representativeness of "very good" (identical technology), and a geographical representativeness of "good" (from a larger area). The overall data quality score is 1.67, corresponding to "good".

The dataset CH treatment of waste polypropylene, municipal incineration with fly ash extraction was assessed with a temporal representativeness of "good", a technological representativeness of "very good" (identical technology), and a geographical representativeness of "medium" (from a different area with similar production conditions). The overall data quality score is 2.00, corresponding to "good".

Approach Power Mix: The location-based approach was applied using the residual electricity mix. Electricity is the only energy carrier used in modules A1-A3. The ecoinvent 3.9.1 dataset "Electricity, medium voltage, residual mix, DE" with a reference year of 2022 was used. The residual mix represents the electricity mix of untracked consumption, i.e. electricity consumption not explicitly tracked through mechanisms such as Guarantees of Origin (GO), calculated based on statistics from AIB (2022) following the methodology of grexel (2020). The composition of the residual mix is 9.22 % renewable, 17.02 % nuclear and 73.76 % fossil. The GWP-total of the electricity dataset is 0.705 kg CO<sub>2</sub> eq./kWh.

## SCENARIOS AND ADDITIONAL TECHNICAL INFORMATION

### Production, A1-A3

For the modelling of the raw material extraction up to the production of the precursors (A1), generic data sets are used, which already include the system boundaries (cradle to gate) for the input materials. Transports (A2) are covered by generic data sets, the system boundary for truck transports is on the input side for the upstream processes of the fuels and on the output side for the emissions caused (exhaust gases). The manufacturing phase (A3) is modelled with manufacturer-specific material and energy data, whereby the upstream chains of the energy flows are again modelled using generic data sets.

Technical specifications for INTELLO	Property	Regulation	Value
	Colour	N/A	White-translucent
	Surface weight	EN 1849-2	85 ±15 g/m <sup>2</sup> ; 0.28 ±0.05 oz/ft <sup>2</sup>
	Thickness	EN 1849-2	0.25 mm ; 10 mils
	Water vapour resistance factor $\mu$	EN 1931	56 000
	sd value	EN 1931	14 m
	sd value, humidity-value	EN ISO 12572	0.25 - >25 m
	g value	N/A	70 MN·s/g
	g value, humidity-variable	EN ISO 12572	1.25 - >125 MN·s/g
	Vapour permeance	ASTM E96-A	0.23 perms
	Vapour permeance, humidity-variable	EN ISO 12572	<0.13 - 13 perms
	Hydrosafe value (sd)	DIN 68800-2	2 m
	Surface burning characteristics	ASTM E84	Class A (Flame Spread 0; Smoke development index 35)
	Fire class	EN 13501-1	E
	Airtightness	ASTM E2178	≤ 0.004 cfm/ft <sup>2</sup>
	Airtightness	EN 12114	tested

#### Construction and Installation, A4-A5

Module A4 accounts for the environmental impacts of transportation from the production gate to the construction site. The system boundary for truck transports is on the input side for the upstream processes of the fuels and on the output side for the emissions caused (exhaust gases). In module A5, the packaging resulting from the product's installation on the construction site is sent for waste treatment. The transport expenses for disposal are also considered in module A5, and the credits from waste recycling are in module D.

The production of a 10% extra membrane with packaging is assigned to Module A5, 2% from which is treated as waste loss due to trimmings (Module A5) and 8% is installed as overlap, to ensure the building airtightness. The required overlap is treated as waste during the End-of-Life (Modules C1-C4).

	Tensile strength MD/CD	EN 12311-2	110 N/5 cm / 80 N/5 cm ; 13 lb/in / 9 lb/in
	Elongation MD/CD	EN 12311-2	40% / 35%
	Nail tear resistance MD/CD	EN 12310-1	60 N / 60 N ; 13 lbf / 13 lbf
	Durability after artificial ageing	ETA-18/1146	Passed
	Temperature resistance	N/A	Permanent -40 °C to 80 °C ; -40 °F to 176 °F
	Thermal conductivity	N/A	0.04 W/(m·K) ; 0.3 BTU·in/(h·ft <sup>2</sup> ·°F)
	CE labelling	ETA-18/1146	Yes

#### End-of-life, C1-C4

In module C2, the transports to the disposal processes are considered. The system boundary for truck transports lies on the input side with the upstream processes of the fuels and on the output side with the emissions caused (exhaust gases).

Module C3 contains the necessary processes for waste treatment at the end of the product life cycle. The loads for waste treatment are mapped here until the end of the waste property is reached. Emissions are assigned to module C3. Resulting credits are assigned to module D. Module C4 describes the expenses for the disposal of the product or its components if material or energy recovery or reuse is not possible.

#### Loads and benefits beyond the system boundary, D

In line with the Dutch Assessment Method, Module D is calculated on the basis of the net output of secondary materials, fuels and exported energy (after reaching end-of-waste), including the reprocessing needed to reach the raw-material equivalent. Negative net flows are set to zero and no benefits are attributed to landfilling. Module-D benefits and burdens from installation losses (A5) are also included.

## DECLARATION OF SVHC

None of the substances in the product are on the 'Candidate List of Substances of Very High Concern for Authorization' (SVHC) or exceed the threshold value of the European Chemicals Agency.

## REFERENCES

- [1] 'ISO 14040: Environmental management - Life cycle assessment – Principles and Framework', International Organization for Standardization, ISO14040:2006.
- [2] 'DIN EN 15804:2012+A2:2019+AC:2021 (2019). Sustainability of construction works - Environmental product declarations - Core rules for the product category of construction products; German version. Deutsches Institut für Normung DIN. <https://dx.doi.org/10.31030/3294005>
- [3] 'ISO 14025: Environmental labels and declarations - Type III environmental declarations - Principles and procedures, International Organization for Standardization', ISO14025:2006.
- [4] 'DIN EN 17388-2 Flexible sheets for waterproofing – Environmental product declarations – Product category rules for reinforced bitumen, plastic and rubber flexible sheets for roof waterproofing – Part 2: Cradle to gate with options, modules C1C4 and module D; English version EN 173882: 2024, English translation of DIN EN 17388-2:2024-12
- [5] 'Stichting National Environmental Database (2025): Environmental Performance Assessment Method for Construction Works. Version 1.2, January 2025. The Foundation for Sustainable Construction, Netherlands (PCR).
- [6] 'NMD-Toetsingsprotocol opname data in de Nationale Milieudatabase, op basis van de Bepalingsmethode Milieuprestatie Bouwwerken', Stichting Nationale Milieudatabase, versie 1.1, maart 2022
- [7] Nederlandse Milieu Database, Forfaitaire waarden voor verwerking-scenario's einde leven behorende bij: Bepalingsmethode Milieuprestatie Bouwwerken, versie mei 2025