

**Environmental
Product
Declaration**

According to ISO14025+EN15804 A2 (+indicators A1)

This declaration is for:
HENCO 5L PEXC pipe

Provided by:
Henco Industries NV



MRPI® registration:
1.1.00851.2025

Program operator:
Stichting MRPI®
Publisher:
Stichting MRPI®
www.mrpi.nl

Date of first issue:
15-11-2024
Date of this issue:
15-11-2024
Expiry date:
15-11-2029



COMPANY INFORMATION

Henco Industries NV
Toekomstlaan 27
2200
Herentals
Belgium
+3214285660
productmanagement@henco.be
<https://www.henco.be/>

MRPI® REGISTRATION

1.1.00851.2025

DATE OF THIS ISSUE

15-11-2024

EXPIRY DATE

15-11-2029

SCOPE OF DECLARATION

This MRPI®-EPD certificate is verified by Niels Jonkers, PLUK sustainability. The LCA study has been done by Mando Kort, Ecochain Technologies B.V.. The certificate is based on an LCA-dossier according to ISO14025+EN15804 A2 (+indicators A1). It is verified according to the 'MRPI®-EPD verification protocol November 2020.v4.0'. EPDs of construction products may not be comparable if they do not comply with EN15804+A2. Declaration of SVHC that are listed on the 'Candidate list of Substances of Very High Concern for authorisation' when content exceeds the limits for registration with ECHA.

PROGRAM OPERATOR

Stichting MRPI®
Kingsfordweg 151
1043 GR
Amsterdam

PRODUCT

HENCO 5L PEXC pipe

DECLARED UNIT / FUNCTIONAL UNIT

1 Mass (kg)

DESCRIPTION OF PRODUCT



The HENCO 5L PEXC TUBE is a plastic tube consisting of electronically cross-linked polyethylene.

VISUAL PRODUCT



MORE INFORMATION

<https://www.henco.be/en/5L%20PE-Xc>

Ing. L. L. Oosterveen MSc. MBA Managing Director MRPI 	DEMONSTRATION OF VERIFICATION
	CEN standard EN15804 serves as the core PCR [1]
	Independent verification of the declaration an data according to ISO14025+EN15804 A2 (+indicators A1) Internal: External: X
	Third party verifier: Niels Jonkers, PLUK sustainability  [1] PCR = Product Category Rules



DETAILED PRODUCT DESCRIPTION (PART 1)

HENCO 5L PEXC TUBE from Henco Industries NV is a plastic tube consisting of electron cross-linked polyethylene. This type of tube is sold only on rolls (from 25 to 100 m) and is available in different diameters. It is used for drinking water and heating applications.

Components Product (>1%)	(kg/%)
High Density Polyethylene	91,53%
Vinyl Acetate	7,09%
Lubricating oil	1,36%

DETAILED PRODUCT DESCRIPTION (PART 2)

For its packaging of HENCO 5L PEXC PIPE, Henco Industries NV puts the focus mainly on the reuse and/or recyclability of the chosen material.

Components Packaging (>1%)	(kg/%)
Wood	4,11%
Plastics	0,91%
Paper and cardboard	0,80%

SCOPE AND TYPE

Produced in Belgium, sold in Europe. Based on datasets from Ecoinvent version 3.6, incorporated in Ecochain Helix version 4.3.1. The EPD gives average scores of multiple pipe diameters, all produced by Henco.

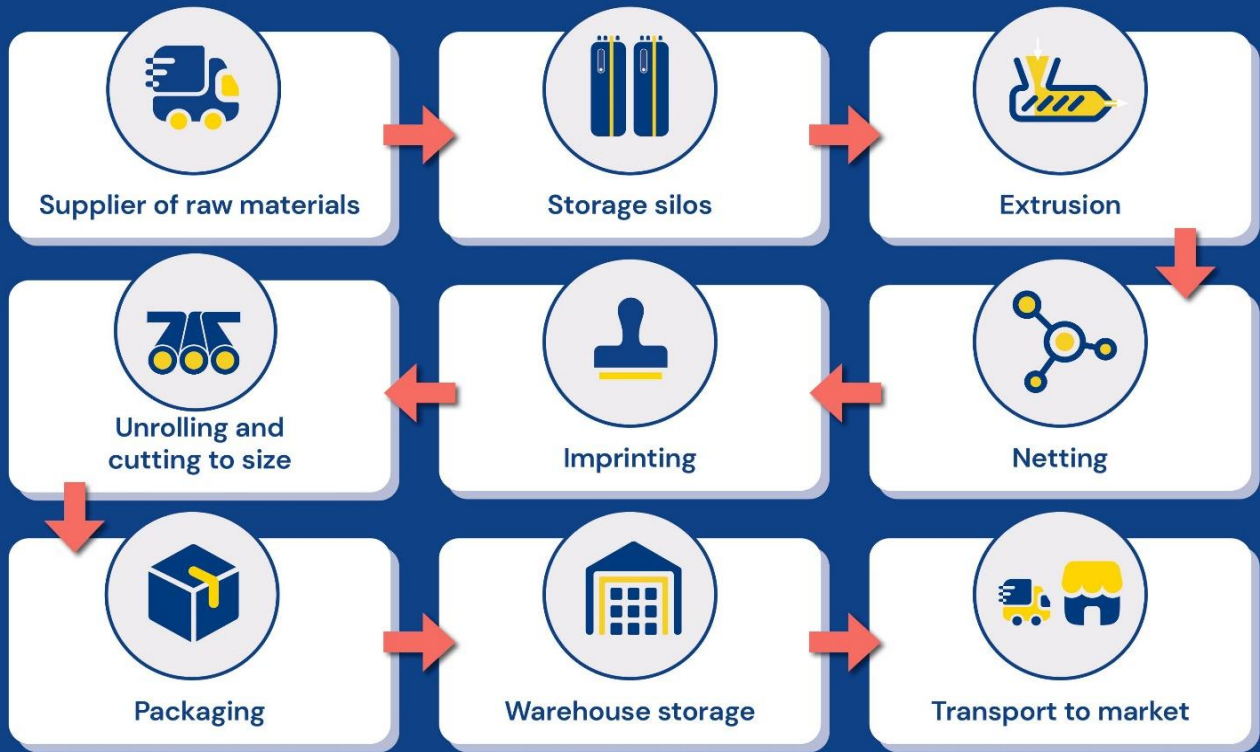
PRODUCT STAGE			CONSTRUCTION PROCESS STAGE		USE STAGE							END OF LIFE STAGE				BENEFITS AND LOADS BEYOND THE SYSTEM BOUNDARIES
Raw material supply	Transport	Manufacturing	Transport gate to site	Assembly	Use	Maintenance	Repair	Replacement	Refurbishment	Operational energy use	Operational water use	De-construction demolition	Transport	Waste processing	Disposal	Reuse - Recovery - Recycling potential
A1	A2	A3	A4	A5	B1	B2	B3	B4	B5	B6	B7	C1	C2	C3	C4	D
X	X	X	X	X	ND	ND	ND	ND	ND	ND	ND	X	X	X	X	X

X = Modules Assessed

ND = Not Declared

Production process diagram

Henco tube (Standard Multilayer / RIXC Multilayer / 5L PE-Xc / 1L PE-Xc)



REPRESENTATIVENESS

This LCA is based on an average kg of this type of pipe and represents the different diameters within this pipe type. A sensitivity analysis has shown that these different diameters have no more than the allowable deviation between them, making this average LCA representative for all available diameters. For further analysis, the weight per linear meter of pipe can be multiplied by the 1 kg results from this EPD to calculate the impact per 1m.

ENVIRONMENTAL IMPACT per functional unit or declared unit (indicators A1)

	Unit	A1	A2	A3	A1-A3	A4	A5	B1	B2	B3	B4	B5	B6	B7	C1	C2	C3	C4	D
ADPE	kg Sb eq.	2.01E-05	5.91E-07	2.29E-06	2.30E-05	3.83E-07	9.06E-07	ND	ND	ND	ND	ND	ND	ND	0,00E+00	3.42E-07	8.56E-07	0,00E+00	-9.59E-07
ADPF	MJ	6.94E+01	3.50E-01	1.99E+01	8.96E+01	2.28E-01	5.86E-01	ND	ND	ND	ND	ND	ND	ND	0,00E+00	2.04E-01	6.09E-01	0,00E+00	-8.35E+00
GWP	kg CO2 eq.	1.98E+00	2.26E-02	5.21E-01	2.52E+00	1.50E-02	5.57E-02	ND	ND	ND	ND	ND	ND	ND	0,00E+00	1.34E-02	2.76E+00	0,00E+00	-5.10E-01
ODP	kg CFC11 eq.	7.55E-08	4.20E-09	1.51E-07	2.30E-07	2.66E-09	3.81E-09	ND	ND	ND	ND	ND	ND	ND	0,00E+00	2.37E-09	4.37E-09	0,00E+00	-5.64E-08
POCP	kg ethene eq.	2.06E-03	1.36E-05	1.08E-04	2.18E-03	9.04E-06	2.09E-05	ND	ND	ND	ND	ND	ND	ND	0,00E+00	8.07E-06	2.47E-05	0,00E+00	-8.72E-05
AP	kg SO2 eq.	6.38E-03	9.74E-05	8.41E-04	7.32E-03	6.59E-05	1.81E-04	ND	ND	ND	ND	ND	ND	ND	0,00E+00	5.88E-05	3.31E-04	0,00E+00	-4.87E-04
EP	kg (PO4) 3 eq.	6.52E-04	1.95E-05	1.56E-04	8.27E-04	1.29E-05	1.20E-04	ND	ND	ND	ND	ND	ND	ND	0,00E+00	1.16E-05	1.15E-04	0,00E+00	-7.33E-05

Toxicity indicators and ECI (Dutch market)

HTP	kg DCB eq.	3.72E-01	9.69E-03	1.10E-01	4.91E-01	6.31E-03	1.71E-01	ND	ND	ND	ND	ND	ND	ND	0,00E+00	5.63E-03	1.08E-01	0,00E+00	-7.26E-02
FAETP	kg DCB eq.	9.25E-03	2.84E-04	2.82E-03	1.24E-02	1.84E-04	9.75E-03	ND	ND	ND	ND	ND	ND	ND	0,00E+00	1.64E-04	3.13E-02	0,00E+00	-9.93E-04
MAETP	kg DCB eq.	2.49E+01	1.01E+00	8.16E+00	3.40E+01	6.63E-01	2.85E+01	ND	ND	ND	ND	ND	ND	ND	0,00E+00	5.92E-01	4.59E+01	0,00E+00	-3.41E+00
TETP	kg DCB eq.	1.62E-03	3.43E-05	1.68E-03	3.34E-03	2.23E-05	4.21E-04	ND	ND	ND	ND	ND	ND	ND	0,00E+00	1.99E-05	1.84E-04	0,00E+00	-3.80E-04
ECI	euro	1,76E-01	2,73E-03	4,24E-02	2,21E-01	1,81E-03	2,83E-02	ND	ND	ND	ND	ND	ND	ND	0,00E+00	1,61E-03	1,56E-01	0,00E+00	-3,59E-02
ADPF	kg Sb eq.	3.40E-02	1.66E-04	3.26E-03	3.74E-02	1.10E-04	2.82E-04	ND	ND	ND	ND	ND	ND	ND	0,00E+00	9.84E-05	3.09E-04	0,00E+00	-4.42E-03

ADPE	=	Abiotic Depletion Potential for non-fossil resources
ADPF	=	Abiotic Depletion Potential for fossil resources
GWP	=	Global Warming Potential
ODP	=	Depletion potential of the stratospheric ozone layer
POCP	=	Formation potential of tropospheric ozone photochemical oxidants
AP	=	Acidification Potential of land and water
EP	=	Eutrophication Potential
HTP	=	Human Toxicity Potential
FAETP	=	Fresh water aquatic ecotoxicity potential
MAETP	=	Marine aquatic ecotoxicity potential
TETP	=	Terrestrial ecotoxicity potential
ECI	=	Environmental Cost Indicator
ADPF	=	Abiotic Depletion Potential for fossil resources

ENVIRONMENTAL IMPACT per functional unit or declared unit (core indicators A2)

Unit	A1	A2	A3	A1-A3	A4	A5	B1	B2	B3	B4	B5	B6	B7	C1	C2	C3	C4	D
GWP-total kg CO2 eq.	2.00E+00	2.28E-02	5.27E-01	2.55E+00	1.51E-02	5.44E-02	ND	ND	ND	ND	ND	ND	ND	0,00E+00	1.35E-02	2.76E+00	0,00E+00	-5.13E-01
GWP-fossil kg CO2 eq.	1.99E+00	2.28E-02	5.26E-01	2.54E+00	1.51E-02	5.44E-02	ND	ND	ND	ND	ND	ND	ND	0,00E+00	1.35E-02	2.76E+00	0,00E+00	-5.13E-01
GWP-biogenic kg CO2 eq.	0.00E+00	0.00E+00	0.00E+00	0.00E+00	0.00E+00	0.00E+00	ND	ND	ND	ND	ND	ND	ND	0,00E+00	0.00E+00	0.00E+00	0,00E+00	0.00E+00
GWP-luluc kg CO2 eq.	1.06E-03	8.08E-06	1.17E-03	2.24E-03	5.54E-06	3.13E-05	ND	ND	ND	ND	ND	ND	ND	0,00E+00	4.95E-06	2.58E-05	0,00E+00	-8.53E-05
ODP kg CFC11 eq.	7.50E-08	5.26E-09	1.05E-07	1.85E-07	3.34E-09	4.30E-09	ND	ND	ND	ND	ND	ND	ND	0,00E+00	2.98E-09	5.11E-09	0,00E+00	-6.33E-08
AP mol H+ eq.	7.42E-03	1.30E-04	1.09E-03	8.64E-03	8.77E-05	2.32E-04	ND	ND	ND	ND	ND	ND	ND	0,00E+00	7.83E-05	4.61E-04	0,00E+00	-6.16E-04
EP-fresh water kg PO4 eq.	3.76E-05	1.88E-07	1.15E-05	4.93E-05	1.52E-07	2.28E-06	ND	ND	ND	ND	ND	ND	ND	0,00E+00	1.36E-07	8.58E-07	0,00E+00	-3.50E-06
EP-marine kg N eq.	1.27E-03	4.65E-05	2.68E-04	1.59E-03	3.09E-05	5.49E-05	ND	ND	ND	ND	ND	ND	ND	0,00E+00	2.76E-05	1.97E-04	0,00E+00	-1.63E-04
EP-terrestrial mol N eq.	1.42E-02	5.13E-04	3.24E-03	1.79E-02	3.41E-04	5.81E-04	ND	ND	ND	ND	ND	ND	ND	0,00E+00	3.04E-04	2.13E-03	0,00E+00	-1.77E-03
POCP kg NMVOC eq.	7.12E-03	1.47E-04	8.43E-04	8.11E-03	9.72E-05	2.19E-04	ND	ND	ND	ND	ND	ND	ND	0,00E+00	8.68E-05	5.40E-04	0,00E+00	-5.67E-04
ADP-minerals & metals kg Sb eq.	1.99E-05	5.91E-07	2.29E-06	2.28E-05	3.83E-07	9.06E-07	ND	ND	ND	ND	ND	ND	ND	0,00E+00	3.42E-07	8.56E-07	0,00E+00	-9.59E-07
ADP-fossil MJ, net calorific value	6.94E+01	3.50E-01	1.99E+01	8.96E+01	2.28E-01	5.86E-01	ND	ND	ND	ND	ND	ND	ND	0,00E+00	2.04E-01	6.09E-01	0,00E+00	-8.35E+00
WDP m3 world eq. Deprived	1.60E+00	1.08E-03	1.84E-01	1.78E+00	8.15E-04	3.00E-02	ND	ND	ND	ND	ND	ND	ND	0,00E+00	7.28E-04	1.18E-02	0,00E+00	-4.59E-02

GWP-total = Global Warming Potential total

GWP-fossil = Global Warming Potential fossil fuels

GWP-biogenic = Global Warming Potential biogenic total

GWP-luluc = Global Warming Potential land use and land use change

ODP = Depletion potential of the stratospheric ozone layer

AP = Acidification Potential, Accumulated Exceedence

EP-freshwater = Eutrophication Potential, fraction of nutrients reaching freshwater end compartment

EP-marine = Eutrophication Potential, fraction of nutrients reaching marine end compartment

EP-terrestrial = Eutrophication Potential, Accumulated Exceedence

POCP = Formation potential of tropospheric ozone photochemical oxidants

ADP-minerals & metals = Abiotic Depletion Potential for non-fossil resources [1]

ADP-fossil = Abiotic Depletion for fossil resources potential [1]

WDP = Water (user) deprivation potential, deprivation-weighted water consumption [1]

Disclaimer [1]:

- The results of this environmental impact indicator shall be used with care as the uncertainties on these results are high or as there is limited experience with the indicator.

ENVIRONMENTAL IMPACT per functional unit or declared unit (additional indicators A2)

Unit	A1	A2	A3	A1-A3	A4	A5	B1	B2	B3	B4	B5	B6	B7	C1	C2	C3	C4	D
PM Disease incidence	6.16E-08	2.06E-09	6.79E-09	7.05E-08	1.36E-09	3.51E-09	ND	ND	ND	ND	ND	ND	ND	0,00E+00	1.21E-09	3.32E-09	0,00E+00	-3.84E-09
IRP kBq U235 eq.	5.44E-02	1.53E-03	2.23E-01	2.79E-01	9.55E-04	2.39E-03	ND	ND	ND	ND	ND	ND	ND	0,00E+00	8.53E-04	1.46E-03	0,00E+00	-7.36E-03
ETP-fw CTUe	1.35E+01	2.85E-01	6.74E+00	2.06E+01	2.03E-01	1.80E+00	ND	ND	ND	ND	ND	ND	ND	0,00E+00	1.81E-01	1.02E+00	0,00E+00	-1.65E+00
HTP-c CTUh	5.85E-10	1.01E-11	1.57E-10	7.52E-10	6.60E-12	1.47E-10	ND	ND	ND	ND	ND	ND	ND	0,00E+00	5.89E-12	1.32E-10	0,00E+00	-8.42E-11
HTP-nc CTUh	1.37E-08	3.39E-10	3.46E-09	1.75E-08	2.22E-10	1.43E-09	ND	ND	ND	ND	ND	ND	ND	0,00E+00	1.98E-10	4.28E-09	0,00E+00	-1.34E-09
SQP -	1.04E+01	3.00E-01	5.13E+00	1.58E+01	1.98E-01	1.21E-01	ND	ND	ND	ND	ND	ND	ND	0,00E+00	1.77E-01	3.65E-01	0,00E+00	-6.11E-01

- PM = Potential incidence of disease due to PM emissions
- IRP = Potential Human exposure efficiency relative to U235 [1]
- ETP-fw = Potential Comparative Toxic Unit for ecosystems [2]
- HTP-c = Potential Comparative Toxic Unit for humans, cancer [2]
- HTP-nc = Potential Comparative Toxic Unit for humans, non-cancer [2]
- SQP = Potential soil quality index [2]

Disclaimer [1]:

- This impact category deals mainly with the eventual impact of low dose ionizing radiation on human health of the nuclear fuel cycle. It does not consider effects due to possible nuclear accidents, occupational exposure nor due to radioactive waste.

Disclaimer [2]:

- The results of this environmental impact indicator shall be used with care as the uncertainties on these results are high or as there is limited experience with the indicator.

OUTPUT FLOWS AND WASTE CATEGORIES per functional unit or declared unit (A1 en A2)

	Unit	A1	A2	A3	A1-A3	A4	A5	B1	B2	B3	B4	B5	B6	B7	C1	C2	C3	C4	D
HWD	kg	2.25E-05	8.96E-07	7.73E-06	3.11E-05	5.78E-07	5.78E-03	ND	ND	ND	ND	ND	ND	ND	0,00E+00	5.16E-07	3.30E-06	0,00E+00	-1.05E-05
NHWD	kg	7.84E-02	2.17E-02	5.37E-02	1.54E-01	1.45E-02	9.83E-02	ND	ND	ND	ND	ND	ND	ND	0,00E+00	1.29E-02	4.27E-02	0,00E+00	-2.59E-02
RWD	kg	5.35E-05	2.38E-06	1.90E-04	2.46E-04	1.50E-06	2.43E-06	ND	ND	ND	ND	ND	ND	ND	0,00E+00	1.34E-06	1.88E-06	0,00E+00	-8.18E-06
CRU	kg	0.00E+00	0.00E+00	0.00E+00	0.00E+00	0.00E+00	0.00E+00	ND	ND	ND	ND	ND	ND	ND	0,00E+00	0.00E+00	0.00E+00	0,00E+00	0.00E+00
MFR	kg	0.00E+00	0.00E+00	0.00E+00	0.00E+00	0.00E+00	0.00E+00	ND	ND	ND	ND	ND	ND	ND	0,00E+00	0.00E+00	0.00E+00	0,00E+00	0.00E+00
MER	kg	0.00E+00	0.00E+00	0.00E+00	0.00E+00	0.00E+00	1.58E-03	ND	ND	ND	ND	ND	ND	ND	0,00E+00	0.00E+00	0.00E+00	0,00E+00	0.00E+00
EEE	MJ	0.00E+00	0.00E+00	0.00E+00	0.00E+00	0.00E+00	0.00E+00	ND	ND	ND	ND	ND	ND	ND	0,00E+00	0.00E+00	0.00E+00	0,00E+00	0.00E+00
ETE	MJ	0.00E+00	0.00E+00	0.00E+00	0.00E+00	0.00E+00	0.00E+00	ND	ND	ND	ND	ND	ND	ND	0,00E+00	0.00E+00	0.00E+00	0,00E+00	0.00E+00

HWD = Hazardous Waste Disposed
 NHWD = Non Hazardous Waste Disposed
 RWD = Radioactive Waste Disposed
 CRU = Components for reuse
 MFR = Materials for recycling
 MER = Materials for energy recovery
 EEE = Exported Electrical Energy
 ETE = Exported Thermal Energy

RESOURCE USE per functional unit or declared unit (A1 and A2)

	Unit	A1	A2	A3	A1-A3	A4	A5	B1	B2	B3	B4	B5	B6	B7	C1	C2	C3	C4	D
PERE	MJ	1.13E+00	5.03E-03	1.71E+00	2.84E+00	2.85E-03	4.65E-02	ND	ND	ND	ND	ND	ND	ND	0,00E+00	2.55E-03	2.30E-02	0,00E+00	-6.87E-02
PERM	MJ	1.27E+00	0.00E+00	0.00E+00	1.27E+00	0.00E+00	0.00E+00	ND	ND	ND	ND	ND	ND	ND	0,00E+00	0.00E+00	0.00E+00	0,00E+00	-5.00E-02
PERT	MJ	2.40E+00	5.03E-03	1.71E+00	4.11E+00	2.85E-03	4.65E-02	ND	ND	ND	ND	ND	ND	ND	0,00E+00	2.55E-03	2.30E-02	0,00E+00	-1.19E-01
PENRE	MJ	3.26E+01	3.72E-01	2.04E+01	5.34E+01	2.42E-01	5.86E-01	ND	ND	ND	ND	ND	ND	ND	0,00E+00	2.16E-01	6.55E-01	0,00E+00	-4.22E+00
PENRM	MJ	4.39E+01	0.00E+00	0.00E+00	4.39E+01	0.00E+00	0.00E+00	ND	ND	ND	ND	ND	ND	ND	0,00E+00	0.00E+00	0.00E+00	0,00E+00	-5.00E+00
PENRT	MJ	7.65E+01	3.72E-01	2.04E+01	9.73E+01	2.42E-01	5.86E-01	ND	ND	ND	ND	ND	ND	ND	0,00E+00	2.16E-01	6.55E-01	0,00E+00	-9.22E+00
SM	kg	0.00E+00	0.00E+00	0.00E+00	0.00E+00	0.00E+00	3.35E-03	ND	ND	ND	ND	ND	ND	ND	0,00E+00	0.00E+00	0.00E+00	0,00E+00	0.00E+00
RSF	MJ	0.00E+00	0.00E+00	0.00E+00	0.00E+00	0.00E+00	0.00E+00	ND	ND	ND	ND	ND	ND	ND	0,00E+00	0.00E+00	0.00E+00	0,00E+00	0.00E+00
NSRF	MJ	0.00E+00	0.00E+00	0.00E+00	0.00E+00	0.00E+00	0.00E+00	ND	ND	ND	ND	ND	ND	ND	0,00E+00	0.00E+00	0.00E+00	0,00E+00	0.00E+00
FW	m3	2.60E-02	3.97E-05	5.67E-03	3.18E-02	2.78E-05	1.55E-03	ND	ND	ND	ND	ND	ND	ND	0,00E+00	2.48E-05	4.43E-04	0,00E+00	-1.03E-03

PERE	=	Use of renewable energy excluding renewable primary energy used as raw materials
PERM	=	Use of renewable primary energy resources used as raw materials
PERT	=	Total use of renewable primary energy resources
PENRE	=	Use of non-renewable primary energy resources excluding non-renewable energy resources used as raw materials
PENRM	=	Use of non-renewable primary energy resources used as raw materials
PENRT	=	Total use of non-renewable primary energy resources
SM	=	Use of secondary materials
RSF	=	Use of renewable secondary fuels
NSRF	=	Use of non-renewable secondary fuels
FW	=	Use of net fresh water

BIOGENIC CARBON CONTENT per functional unit or declared unit (A1 and A2)

	Unit	A1	A2	A3	A1-A3	A4	A5	B1	B2	B3	B4	B5	B6	B7	C1	C2	C3	C4	D
BBCpr	kg C	0,00E+00	0,00E+00	0,00E+00	0,00E+00	0,00E+00	0,00E+00	ND	ND	ND	ND	ND	ND	ND	0,00E+00	0,00E+00	0,00E+00	0,00E+00	0,00E+00
BCCpa	kg C	0,00E+00	0,00E+00	0,00E+00	0,00E+00	0,00E+00	0,00E+00	ND	ND	ND	ND	ND	ND	ND	0,00E+00	0,00E+00	0,00E+00	0,00E+00	0,00E+00

BCCpr	=	Biogenic carbon content in product
BCCpa	=	Biogenic carbon content in packaging

CALCULATION RULES (PART 1)

Technical product information was requested from the manufacturers and the components were modeled based on the technical product information provided by the manufacturers.

SCENARIOS AND ADDITIONAL TECHNICAL INFORMATION (PART 1)

All materials (A1) required to produce the pipe are included, as is the transport distance from the supplier with the relevant means of transportation (A2). All relevant stage A3 production processes, such as potential production losses, have been included in this study. The production of HENCO 5L PEXC PIPE is done by extrusion. In the next stage, the HENCO 5L PEXC PIPE is cross-linked in the bunker facility. As a final step in the production process, the tubes are cut to the desired length and printed. This final step is done in the unwinding facility. The finished products eventually go to the sales markets. The waste generated during the production process goes to waste treatment.

Material	(kg/%)
HDPE	91,53%
Vinyl Acetate	7,09%
Lubricating oil	1,36%

SCENARIOS AND ADDITIONAL TECHNICAL INFORMATION (PART 2)

All relevant transport and structures in the construction and installation process were included in this study (A4). Material required for installation and handling of the packaging waste was taken into account (A5). At the construction site, the products must be cut to size. This usually generates more waste. In addition, some of the materials are lost due to damage or weather. It is assumed that 5% of the materials are lost.

Packaging processing at installation	Recycling	Energy recovery	Landfill
Plastics	27%	26%	47%
Paper	75%	10%	15%
Wood	38%	23%	39%
Metal	66%	0%	34%

SCENARIOS AND ADDITIONAL TECHNICAL INFORMATION (PART 3)

This LCA includes demolition (C1), transport to a waste treatment facility (C2), processes for waste treatment (up to end-of-waste status; C3) and landfill (C4). It is assumed that 90% will be incinerated and 10% recycled.

SCENARIOS AND ADDITIONAL TECHNICAL INFORMATION (PART 4)

The HENCO 5L PEXC TUBE has a mono plastic composition and intrinsically lends itself well to recycling. However, because this pipe after use and demolition is often contaminated with other building materials, the destination is usually waste incineration with energy recovery.

DECLARATION OF SVHC

None of the substances in the product are on the 'Candidate List of Substances of Very High Concern for Authorization' (SVHC) or exceed the threshold value of the European Chemicals Agency.

REFERENCES

- [1] 'ISO 14040: Environmental management - Life cycle assessment – Principles and Framework', International Organization for Standardization, ISO14040:2006.
- [2] 'ISO 14044: Environmental management - Life cycle assessment - Requirements and guidelines', International Organization for Standardization, ISO14044:2006.
- [3] 'ISO 14025: Environmental labels and declarations - Type III environmental declarations - Principles and procedures', International Organization for Standardization', ISO14025:2006.
- [4] 'NEN-EN 15804+A2: Duurzaamheid van bouwwerken - Milieuverklaringen van producten - Basisregels voor de productgroep bouwproducten', NEN-EN 15804:2012+A2:2019.
- [5] 'Bepalingsmethode Milieuprestatie Bouwwerken', Stichting Nationale Milieudatabase, versie 1.1, maart 2022.
- [6] 'NMD-Toetsingsprotocol opname data in de Nationale Milieudatabase, op basis van de Bepalingsmethode Milieuprestatie Bouwwerken', Stichting Nationale Milieudatabase, versie 1.1, maart 2022
- [7] Ecochain 3.2.12 web: <http://app.Ecochain.com>.
- [8] De Bruyn, S.M., Korteland, M.H., Markowska, A.Z., Davidson, M.D., De Jong, F.L., Bles, M., Sevenster, M.N. (2010) "Handboek Schaduwprijzen. Waardering en weging van emissies en milieueffecten", CE Delft.
- [9] Van Harmelen, A.K., Korenromp, R.H.J., Ligthart, T.N., Van Leeuwen, S.M.H., Van Gijlswijk, R.N. (2004) "Toxiciteit heeft z'n prijs. Schaduwprijzen voor (eco-)toxiciteit en uitputting van abiotische grondstoffen binnen DuboCalc", TNO.
- [10] TEPPFA, Environmental Product Declaration – Polymer/Al/Polymer Composite Pipe System For Hot And Cold Water In The Building, 2020
- [11] Nederlandse Milieu Database, Forfaitaire waarden voor verwerking-scenario's einde leven behorende bij: Bepalingsmethode Milieuprestatie Bouwwerken, versie mei 2022